

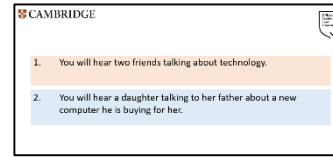
**Small steps and giant leaps – making the A2 Key/B1
Preliminary exam journey count.**



Stuart Vinnie

A2 Key for Schools Listening Part 4

Distractor Role-play



Objectives:

- To engage in a listening text by turning scripts into student created role-plays.
- To focus on the use of distractors and practise listening for main ideas and detail.
- To encourage collaboration and creative thinking.

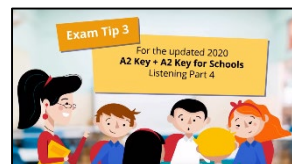
Instructions:

- Select two questions from Listening part 4. Display the scenarios only on a screen.
E.g.
You will hear two friends talking about technology.
You will hear a daughter talking to her father about a new computer he is buying for her

- In groups, ask students to brainstorm words and phrases they might hear in these two conversations.
- Focus on one question and show the entire question with the 3 answer options.
- Let each group choose one of the answers. Make sure all answers - A,B and C - have been selected by at least one group each.
- Show all the groups the first actual line of the dialogue, and the number of lines. They now have to start with the same first line and then create a role-play which gives the answer they have selected.
- Encourage them to include the alternative answers as distractors.
- After 10 minutes, ask volunteers to act-out their role-plays. The class listens and decides which answer the group chose.
- Hand out the real dialogue - underline phrases which show the right answers.

Video: Exam Tips 3

<https://youtu.be/U-8qhN8aUYc>



A2 Key for Schools Reading and Writing Part 7

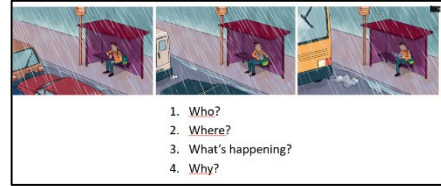
Picture Flash

Objectives:

- D. To engage students in the topic and practise speaking about themes connected to the picture.
- E. To practise the kind of information expected in this exam answer.
- F. To encourage collaboration and creative thinking.

Instructions:

1. Flash up a picture on big screen for a few seconds.
2. Then show the questions – in silence.
3. Now ask students to answer the questions together (without seeing the picture).
4. Get students to tell the class their answers and ideas for the questions.



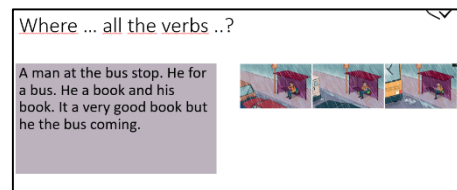
Where have all the verbs gone?

Objectives:

1. To engage students in a text and practise their understanding of grammar in a simple narrative.
2. To highlight verbs in the past simple and connecting devices.
3. To encourage collaboration and creative thinking.

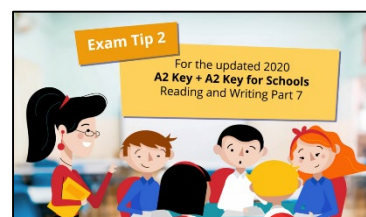
Instructions:

1. Show the text with the verbs missing. This is a model answer that attempts to describe the 3 pictures in 35 words or more.
2. Ask students to guess the missing words – individually and then in groups, or in pairs, etc.
3. Reveal the answers – discuss any differences
4. Establish the tense used – this is a good one to use in the exam
5. You could look at other aspects of the language, e.g. connecting devices used – can they improve the paragraph, and so on.



Video: Exam Tips 2

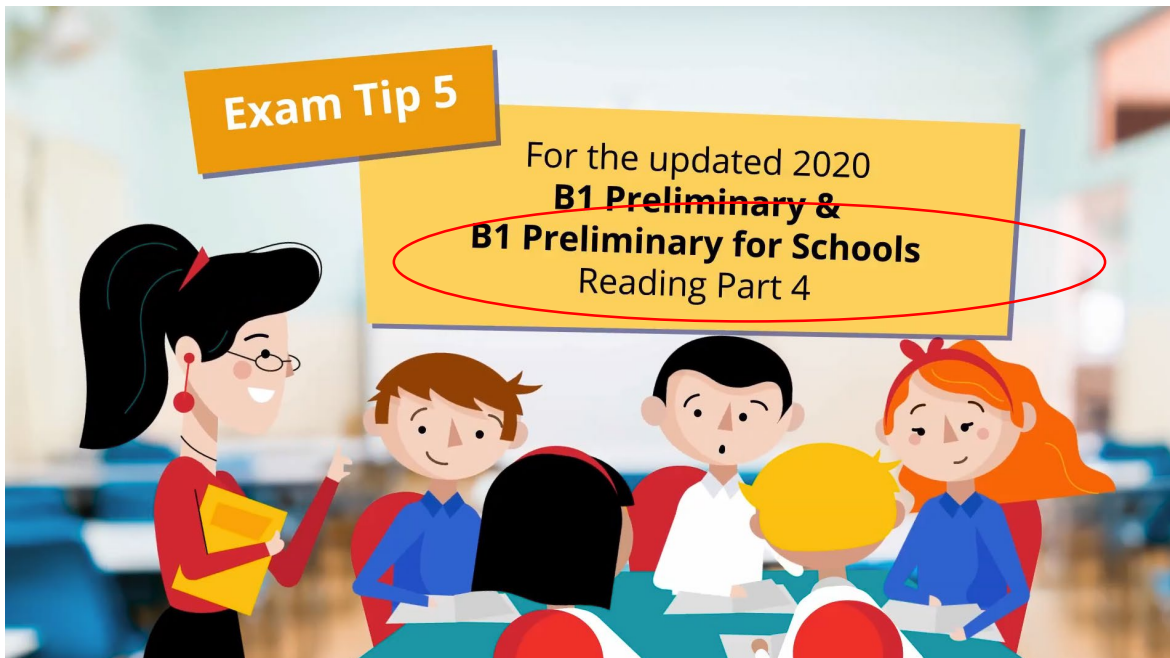
https://youtu.be/8fElTvt_F-o



B1 Preliminary & B1 Preliminary for Schools, Reading Part 4

Paragraph Predictions

- A **Instead**, he has to be really brave and clever and it takes a huge amount of effort.
- B **This is** [] he's always telling jokes and doesn't take life too seriously.
- C **The most** [] **thing is** that he always tries to do the right thing and to help people.
- D He [] sometimes has problems in his relationships with girls.
- E [] **why** most children want to have a Spider-Man costume.
- F [] **isn't because** I think he has the best super powers.
- G [] **this**, he finds it hard to accept that his power is limited.
- H He became a superhero when he was [] a teenager.



Video: Exam Tips 5

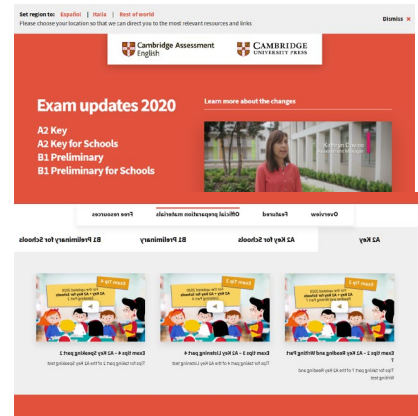
<https://youtu.be/JBY-yqVNgTE>

Links:

Exam updates 2020

All the updated info, resources, samples papers and handbooks

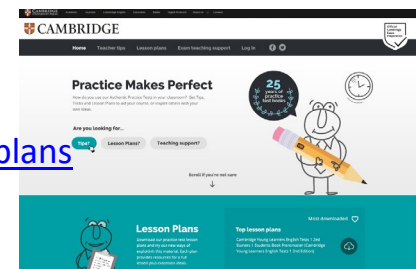
<https://keyandpreliminary.cambridgeenglish.org/>



Practice makes Perfect*

Lesson Plans, Teaching Tips and more

<https://practicemakesperfect.cambridge.org/#/lesson-plans>



*NOTE: Website updating end of Sept. 2019

Cambridge Life Competencies Framework

How do we prepare our students to succeed in a fast-changing world?

<https://www.englishprofile.org/clc>

