

# Guess! What!

Home Booklet **5**


**Julieta Hernández Rodríguez**



# CONTENTS



<b>INTRODUCTION</b>	page	<b>3</b>
<b>LETTER TO THE FAMILY</b>	page	<b>3</b>
<b>VISUAL MAP</b>	page	<b>4</b>
<b>AROUND THE WORLD</b>	page	<b>6</b>
<b>FAMILY AND PETS</b>	page	<b>9</b>
<b>IN THE PLAYGROUND</b>	page	<b>12</b>
<b>UNDER THE SEA</b>	page	<b>15</b>
<b>GADGETS</b>	page	<b>18</b>
<b>THE NATURAL WORLD</b>	page	<b>21</b>
<b>HELPING AT HOME</b>	page	<b>24</b>
<b>FEELINGS</b>	page	<b>27</b>
<b>OUTDOOR SPORTS</b>	page	<b>30</b>



# INTRODUCTION

## About the booklet

**Guess What! Home Booklet** has interesting and fun activities, including cross-curricular topics (CLIL), designed to encourage children's curiosity about the world, while they learn to communicate in English. It also provides opportunities for children to develop their social skills by exploring values and emotions, as well as the basic competences necessary in Primary Education, following the National Curriculum for the teaching of English in Spanish primary schools.

## The characters

In Levels 5 and 6, Jane and Harry will learn English with the children throughout the units while they develop life skills and will invite them to reflect on their own emotions in a Class Chat.



## Common European Framework and Cambridge English

**Guess What! Home Booklet** has been written to coincide with the Common Reference Levels of the Common European Framework (CEF), and with the three levels of Cambridge English: Young Learners.

GUESS WHAT! LEVELS	COMMON REFERENCE LEVELS OF THE COMMON EUROPEAN FRAMEWORK (CEF)	CAMBRIDGE ENGLISH: YOUNG LEARNERS
1, 2 and 3	Towards Level A1	Cambridge English: Starters
4, 5 and part of 6	Level A1	Cambridge English: Movers
6	Towards Level A2	Cambridge English: Flyers

For further information, please see: [www.cambridgeenglish.org](http://www.cambridgeenglish.org)

# LETTER TO THE FAMILY

Dear Family,

Welcome to **Guess What! Home Booklet**, the games booklet for you and your child to revise English in a fun way at home, and to show you what your child has learnt in class. The booklet is organised into nine different topics.

We invite you to take part in your child's experience of learning English. You don't need to have a good level of English to do this. It is your support and enthusiasm that will keep your child motivated.

You can find this letter translated into different languages and the answer key to the **Guess What! Home Booklet** here: [www.cambridge.es/guesswhat](http://www.cambridge.es/guesswhat)

We hope you and your child have fun in English with **Guess What! Home Booklet!**

Your child's English teacher

# VISUAL MAP

A different **study skill** is presented in every unit and highlighted for your child to know what templates he/she could use to learn.

This activity practises **vocabulary and grammar** through a different study strategy in every unit. This will help your child to **learn to learn**. You can ask your child to think of other subjects where this study skill template could be useful.

## THE NATURAL WORLD

**LIGHTS, CAMERA, ACTION!** Look and complete the director's graphic organiser. Then match the films and the scenes.

**Film:** Nature adventures  
**Director:** Steven Silver  
**Date:** 12th March 2017

**1** Scene: The big heat

Natural features  
f \_\_\_\_\_ s \_\_\_\_\_  
i \_\_\_\_\_ d \_\_\_\_\_  
v \_\_\_\_\_ o \_\_\_\_\_

Actors \_\_\_\_\_

**2** Scene: Falling high


Natural features  
r \_\_\_\_\_ f \_\_\_\_\_  
m \_\_\_\_\_ n \_\_\_\_\_  
w \_\_\_\_\_ l \_\_\_\_\_

Actors \_\_\_\_\_

**3** Scene: Quiet waters

Natural features  
l \_\_\_\_\_ e \_\_\_\_\_  
i \_\_\_\_\_ e \_\_\_\_\_

Actors \_\_\_\_\_



Study skills: a graphic organiser  
Life skills: goal setting

Have you got any goal for the near future?

**GOAL SETTING** Life skills Read the comic and complete steps 1, 2 and 3 for Emma and Daniel.

We met Emma and Daniel!

Yes, it was amazing! They are great actors.

They said they always wanted to be actors and they worked really hard.

Daniel went to lots of castings and studied in the evening.

Emma participated in lots of plays at school and went to drama school during the holidays.

They achieved their dreams!

STEP 1

STEP 2

GOAL  
Be an actress

STEP 1

STEP 2

GOAL  
Be an actor

**FUN AT HOME**

- Think of an action film you like and find out where it was filmed.
- Talk to your family about achieving dreams. Complete a step by step chart about their dreams.

21

This activity develops **life skills** through situations featuring our main characters in a **comic strip**. These will be relevant and familiar to your child and will help him/her identify with the characters.

At the bottom of each page, you'll find the **Fun at home** section. It suggests simple ideas for you and your child to communicate in English.

The second page includes a **reading text** and a **comprehension activity** focusing on different text types that your child is supposed to be able to read throughout his/her Primary Education, and are linked to cross-curricular (CLIL) topics.

A different **reading strategy** is highlighted for your child to be aware of what he/she is learning.

The third page includes a **guided writing activity** for a different type of text that follows the model of the reading text.

The **text type** is highlighted.

Get Ready! boxes give **guided preparation steps** for your child to follow before writing.

### THE NATURAL WORLD

**THE BIG HEAT** Read the comic and put the summary in the correct order (1-4).

**Understanding the key points from a comic story**

There is a magic stone hidden in the vent of the Black Volcano. It belongs to a museum so Emma and Daniel are on an adventure to find it.

This is the way to the volcano. Hurry up, Emma.

The volcano is active and we can see lava and rocks around.

Let's go through the crater. The volcano can erupt at any moment.

Ouch! Oh, no, it's my ankle. Go without me!

Daniel climbs down the vent of the volcano and gets the magic stone.

I've got the magic stone!

Now, it is time to go!

Daniel leaves the volcano but it suddenly starts erupting.

Hold tight, Daniel! Well done!

Thank you for saving my life! We've got the magic stone because we are a good team.

Emma hurt her ankle and couldn't continue.

Daniel and Emma went to the Black Volcano to look for a stolen magic stone.

Emma piloted a helicopter and rescued Daniel with the magic stone.

Daniel walked quickly, climbed down the crater and found the hidden magic stone.

**CREATIVE WRITING WORKSHOP** Plan, write and draw an adventure comic story.

**GET READY!**

**Think before you write:**

- The type of story you want to write. ✓
- A title for your comic. ✓
- The characters. ✓
- The setting and where the story takes place. ✓
- The parts of the story: beginning, problem, end ✓

**CLASS CHAT** **Relief** Read and write when you felt relieved in the class chat.

**FUN AT HOME**

Choose an adventure film based on a book and watch it with your family. Was it a good ending? Did the hero achieve his/her goal?

**ARE YOU A FUN KID?** Read and tick.

**Now I know...**

- how to name natural features in a landscape.
- how to set a goal.
- how to write an adventure comic story.

**Writing tips**

- Start writing your comic when you have a solid outline for the whole story.

**FUN AT HOME**

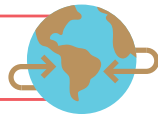
- Read your adventure comic story to your family. You can also act it out!

This activity works on **emotional competence**. Your child will be able to recognise different emotions with the help of Jane and Harry, who write their comments in a class chat where your child participates with a personal comment. Encourage your child to talk about each emotion after writing a comment and discuss positive ways to handle it.

This is a **self-evaluation activity**. Your child reads the **Now I know...** statements and ticks the box if that statement is true to him/her. Ensure your child values his/her own progress.

**Writing tips** help your child with suggestions to write each type of text.

# AROUND THE WORLD



**Study skills:**  
a classification table  
**Life skills:**  
attention to detail

## MEETING AT THE AIRPORT

Can you complete the table? Order by date of birth from older (1st) to younger (6th).



NAME	COUNTRY	FLAG	BORN	ORDER
Larry	United Kingdom		11th January 2006	1st
	United Kingdom		22nd January 2007	
Ling	China			
Frida				
	Brazil			

## ATTENTION TO DETAIL

Life skills

Read the comic and write the correct name in each passport. Can you find the seven differences in the passports?

Pay attention to detail and think before you act!



NAME: \_\_\_\_\_  
FROM: Cambridge, United States of America  
BORN: 01/11/2006



NAME: \_\_\_\_\_  
FROM: Cambridge, United Kingdom  
BORN: 11/01/2006



## FUN AT HOME

- Compare the information in your passport with a member of your family.
- Think and discuss with your family other situations when you have to pay attention to detail.

# COLOURFUL ART IN BARCELONA

Read the blog and number the pictures.

Finding specific information in a blog about travelling

HOME MOSAICS WHAT'S ON DAYS OUT

## WELCOME TO BARCELONA

**ABOUT ME**  
My name is Francesc and I was born in Barcelona on 24th December 1996. I love art and my favourite artist is Joan Miró.

**LOOK FOR MY FAVOURITE MOSAICS BY MIRÓ**  
Joan Miró was born in Barcelona. I love his mosaics and these are my favourite ones! They are great!

to the airport

**1st Barcelona airport**  
This giant mosaic mural is at Barcelona airport. Joan Miró finished it with his friend Josep Llorens Artigas in 1970. It is made with ceramic tiles in bright colours.

**2nd The Pla de l'Os Mosaic**  
This is near the Ramblas. It is a circular mosaic in black, white, blue, yellow and red that welcomes visitors arriving by sea. Come on, walk over it!

**3rd The Woman and Bird Statue**  
This mosaic is at Joan Miró Park, near Barcelona Sants station. It is covered with yellow, red, green and blue ceramic tiles.

Please tell me about where you live and your favourite places!

## CLASS CHAT

Compassion

Read and write a comment in the class chat.



Any ideas for the Barcelona Art Project? 😞

Hi, I am glad you found your passport! 😊 We can go to the Ramblas and walk over the circular mosaic.



Sorry, but I am scared of crowds and the Ramblas are so busy! 😞

But Ling, there's a Miró's signature in one of the tiles!



Ling, what about seeing the mosaic from the top of a building? Jane, I can take very cool photos of you from there! 😎

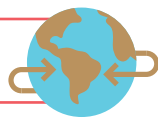
How can you feel compassion for Ling?



## FUN AT HOME

- Discuss with your family your next trip and find some travel blogs to explore.

# AROUND THE WORLD



A travel blog

## CREATIVE WRITING WORKSHOP

Design and write a travel blog about your city.

### GET READY!

- Think of a name for your blog. ✓
- About me – say who you are, where you are from and why you are writing this blog. ✓
- Post – think of the two places you want to talk about and include some pictures. ✓
- Close – invite readers to comment. ✓



### ARE YOU A FUN KID?

Read and tick.

#### Now I know...

- how to ask people where and when they were born.
- how to pay attention to detail.
- how to find out information when travelling to another city.

### Writing tips

- Remember how to spell ordinals when writing dates.
- Remember to use capital letters for cities.

### FUN AT HOME

- Make a family photo album of your last holiday.




# FAMILY AND PETS




Study skills: visual summary cards  
Life skills: organisation skills

## HEROES AND VILLAINS


Look at the avatar cards and complete their profiles.



**NAME:** Alexis Hero  
**FAMILY MEMBER:**  
b \_ t \_ \_ \_  
**PERSONALITY:**  
sp \_ r \_ y, cl \_ v \_ r,  
k \_ \_ d  
**PET:** K \_ \_ t \_ \_ Hero



**NAME:** Julia Hero  
**FAMILY MEMBER:**  
s \_ \_ t \_ \_  
**PERSONALITY:**  
f \_ n \_ y, fr \_ \_ nd \_ \_,  
talkative  
**PET:** P \_ p \_ \_ Hero





**NAME:** Johnny Villain  
**FAMILY MEMBER:**  
b \_ \_ t \_ \_ \_  
**PERSONALITY:**  
art \_ \_ ti \_ ,  
n \_ ug \_ ty, s \_ y  
**PET:** P \_ p \_ \_ Villain



**NAME:** Claudia Villain  
**FAMILY MEMBER:**  
s \_ \_ t \_ \_  
**PERSONALITY:**  
naughty, t \_ l \_ at \_ v \_ ,  
h \_ \_ dw \_ \_ \_ ng  
**PET:** K \_ \_ t \_ \_ Villain





## ORGANISATION SKILLS

Life skills

Which avatar is better for each game? Read the comic and complete with the best comparative adjective.

SCORE	Arts Game	Sports Game	Homework Game	Friends Game
Johnny	★★★★	★★	★★	★
Alexis	★★	★★★★	★	★
Claudia	★★	★	★★★★	★★
Julia	★	★★	★★	★★★★

Let's play *Heroes and Villains*. I play as the Heroes.

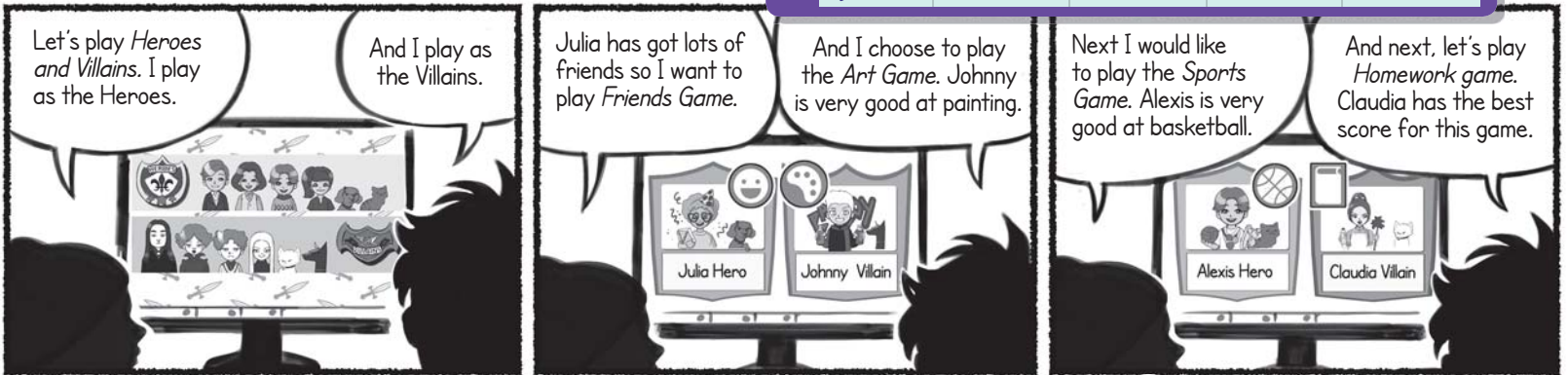
And I play as the Villains.

Julia has got lots of friends so I want to play *Friends Game*.

And I choose to play the *Art Game*. Johnny is very good at painting.

Next I would like to play the *Sports Game*. Alexis is very good at basketball.

And next, let's play *Homework game*. Claudia has the best score for this game.



- friendly
- hardworking
- sparty
- artistic

**Friends game:** Julia is \_\_\_\_\_ than Claudia.  
**Sports game:** Alexis is \_\_\_\_\_ than Johnny.  
**Art game:** Johnny is \_\_\_\_\_ than Alexis.  
**Homework game:** Claudia is \_\_\_\_\_ than Julia.

## FUN AT HOME

- Create an avatar for each member of your family to play as Hero or Villain.
- Think of a family event, and organise the tasks for each member of the family.



Identifying the parts of a fable

## ONCE UPON A TIME


Read the fable and write the words. Then match the parts.

MORAL INTRODUCTION CHARACTERS STORY

### READING GAME

## THE ANT AND THE GRASSHOPPER

Far away in the forest, in a very nice nest nest, live a happy colony of ants. They are very hardworking and well organised.



It is a sunny summer day. A worker ant is collecting food when she hears a voice:

**'Why do you work so hard?'**

There is a grasshopper jumping around. The ant replies:

**'I am collecting food for the winter.'**

The grasshopper says laughing,

**'But it is summer now and there is time to collect food!'**



It is a cold winter day. The grasshopper is sad. He doesn't have any food. Then he sees the ant worker and asks

**'Can you give me some food?'**

The ant says,

**'You laughed at me in the summer and now you want food!'**

The grasshopper is ashamed so he says,

**'I am sorry. I am not going to do that again.'**

And the ant is kind and gives him some food.



**Prepare for future needs!**

SCORE

Give one point for each correct word.

### CLASS CHAT

Perseverance

Read and write a comment in the class chat encouraging Harry to try again.



Let's do another Reading game, the Heroes can win! 🙌

Oh, no, the Villains can't win 😞. Alexis is more clever than me.



Come on Harry, you can do it! 😊 Johnny is more artistic and you can interpret the drawings.

To encourage people use:  
Come on! Cheer up! You can do it! Don't give up!



### FUN AT HOME

- Is it better to be an ant or a grasshopper? Discuss the fable with your family.



A fable

# CREATIVE WRITING WORKSHOP

Write and draw a fable.

**GET READY!**

- Think of the title of your fable. ✓
- Think of the animal characters. ✓
- Plan the different parts of your fable. ✓
- Remember to write a moral at the end of the fable. ✓

## TITLE

Blank space for writing the title.

## INTRODUCTION

Two horizontal lines for writing the introduction.

## STORY

Multiple horizontal lines for writing the story.

## MORAL

Two horizontal lines for writing the moral.

## CHARACTERS

Blank space for drawing or describing characters.



## ARE YOU A FUN KID?

Read and tick.

### Now I know...

- how to recognise adjectives to describe personality.
- how to organise tasks in a team.
- how to write a fable.



## Writing tips

- Remember to use the correct punctuation in the dialogue – quotation marks, exclamation marks, question marks.



## FUN AT HOME

- Act out the fable for your family and ask them to guess the moral.

# IN THE PLAYGROUND

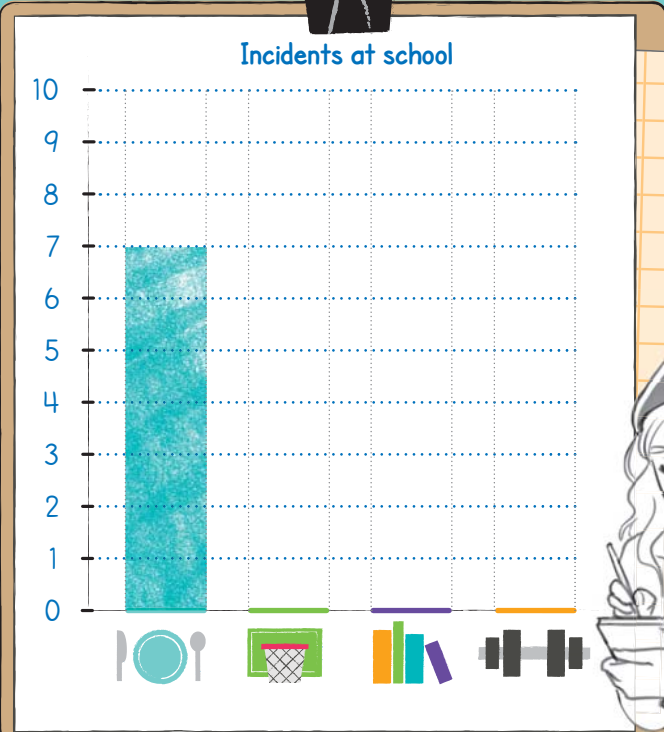


**Study skills:**  
a bar graph  
**Life skills:** incident prevention

## SAFE SCHOOL

Where are more incidents at school? Look, count and complete. Then complete the bar graph.

Incident	Canteen	Playground	Library	Gym	TOTAL
shout	1	2	1	2	
use a mobile phone	1	1	1	0	
drop litter	3	3	1	0	
throw a ball	0	3	0	5	
cry	2	1	1	1	
<b>TOTAL</b>	<b>7</b>				



## INCIDENT PREVENTION



Read the comic and match. Then draw the incident prevention sign.

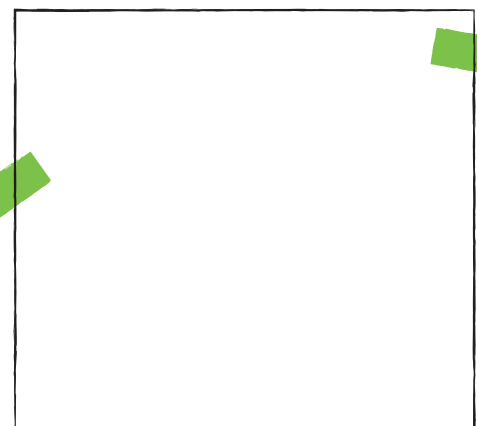


- We must make a new sign.
- You mustn't use your mobile phone at school.
- We must help keep the school safe!
- There must be a sign over there!



## FUN AT HOME

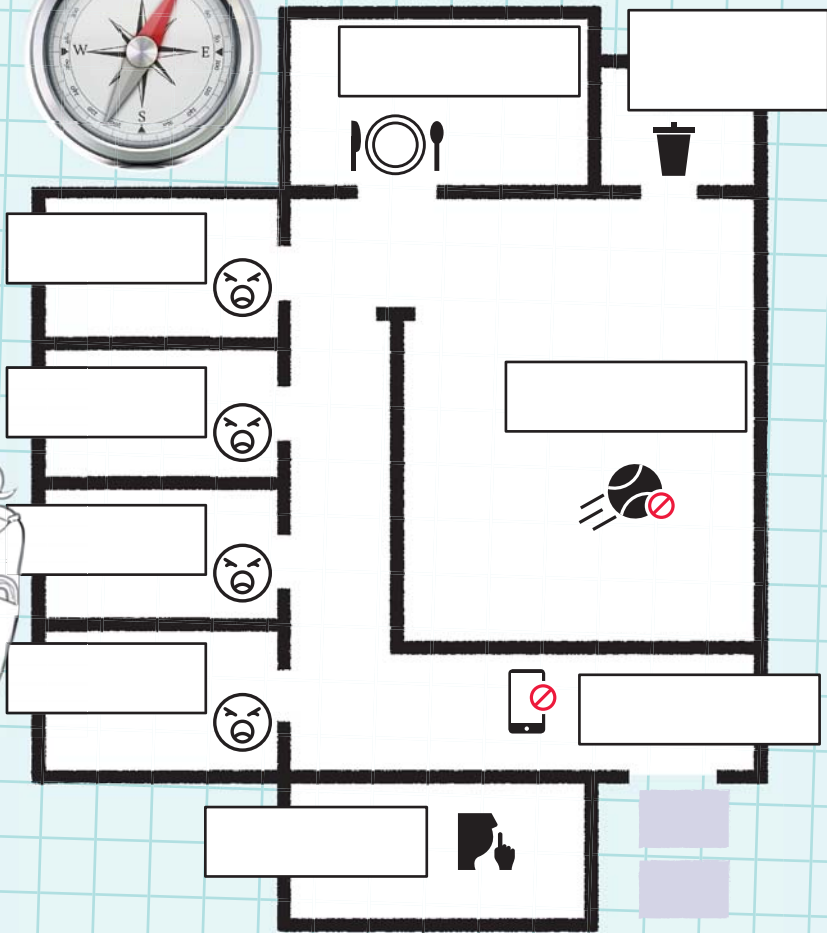
- Make a bar graph for the most common incidents at the Safe school activity.
- Make house rules signs for your family.



## SCHOOL SIGNS

Read the description and write the names of the rooms on the map. Then complete the Signs and rules with *must/mustn't* or an imperative.







Describing, identifying and understanding symbols on a map



### DESCRIPTION

This is our school.  
 The ENTRANCE is in the **southeast** area.  
 In the **west** part of the school you can find four CLASSROOMS.  
 The PLAYGROUND is in the centre and it runs from the **north** to the **south** part of the school.  
 In the **south** part of the school you can find the LIBRARY and in the **north**, the big CANTEEN.  
 In the **northeast** part of the school we have a new RECYCLING AREA.

### SIGNS AND RULES

-  You \_\_\_\_\_ switch off your mobile phones at school.
-  You \_\_\_\_\_ shout in the classrooms.
-  You \_\_\_\_\_ throw balls outside the playground.
-  You \_\_\_\_\_ eat and drink in the canteen.
-  Please, \_\_\_\_\_ quite in the library.
-  Please, \_\_\_\_\_ litter in the recycling bins.

## CLASS CHAT

Feeling safe

Read and write a comment in the class chat.



We must put the new signs up in the correct places at school.

I think the sign for 'You mustn't run in the corridors' can be in the entrance.



Good idea 👍 And what about the sign for 'You must wash your hands before lunch'?

🙄 In the canteen?



OK, and there is one more... the 'Emergency exit sign'... 🙄

\_\_\_\_\_

Think how important it is to feel safe at school.

## FUN AT HOME

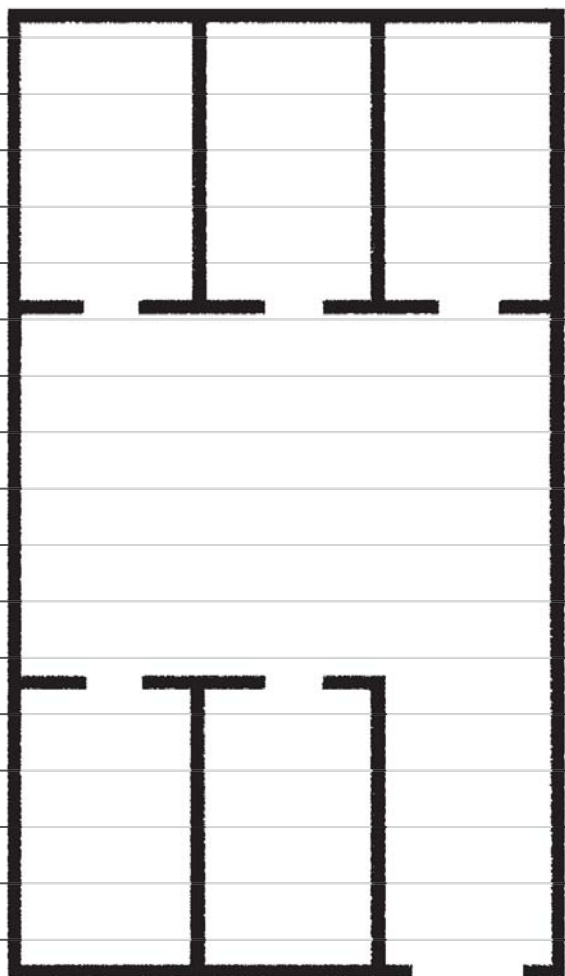
- Draw a map of your house and write north, south, east and west.
- Ask your family questions to locate different rules at home.



A safe school map

## CREATIVE WRITING WORKSHOP

Design a map for your ideal school. Describe where the rooms are and insert signs and rules.



- Think about three rooms in your school. ✓
- Think about the location of the different rooms (north, south, east, west). ✓
- Think about a sign and a rule for each room. ✓
- Write the text for each sign. ✓

### DESCRIPTION

---

---

---

---

---

---

---

---

### SIGNS AND RULES

---

---

---

---

---

---

---

---



## ARE YOU A FUN KID?

Read and tick.

Now I know...

- how to understand school rules.
- how to represent school rules visually in a sign.
- how to interpret symbols on a map.



### Writing tips

- Remember to make the safety symbols simple and clear.
- Remember to use *must/mustn't* or the imperative to write the rules for each sign.



### FUN AT HOME

- Choose a room on your map and give directions to your family to leave the school in case of an emergency.

# UNDER THE SEA


**Study skills:** a puzzle to memorise vocabulary  
**Life skills:** be a responsible citizen

## ANIMAL SEARCH

Read the clues and complete the crossword. Then look and number the sea animals.

	1	S							
2	O								3
4	S			R					
5		H							

- 1 It has got five legs.
- 2 It is the sea animal with the highest number of legs.
- 3 It is the softest animal in the aquarium.
- 4 It is one of the most dangerous sea animals.
- 5 It is the strongest and heaviest sea animal.



Can you circle the superlatives in the animal definitions?

## BE A RESPONSIBLE CITIZEN



Read and put the comic in the right order. Write the hidden message.

**OCEANS**

Yes, you are right. Look, we can be volunteers and clear plastic from the Thames River bank in London.

Good idea. Let's talk to the Science teacher about it!

**SAVE**

I think jellyfish are the most beautiful sea animals.

Yes, but turtles eat them!

That is how the food chain works, Harry.

**OUR**

Turtles are in danger because of dirty seas and oceans.

We must do something about it!

## FUN AT HOME

- Look for an environment protection initiative to do with your family.
- Write a slogan with your family to protect our oceans.

## LEARNING FUN

Read the animal factfile and complete the missing words.

NAME

# BLUE WHALE

### DESCRIPTION

The blue whale is the heaviest sea animal on Earth. They are \_\_\_\_\_ and breathe with their lungs. They cannot \_\_\_\_\_ underwater. They communicate with each other using loud sounds.

### DIET

Blue whales are \_\_\_\_\_ consumers in the underwater food chain because they eat small animals called krill. They can descend to depths of 500 m for food.



### THREATS

The effects of \_\_\_\_\_ change affect blue whales. The rise in the \_\_\_\_\_ level changes sea temperature so they can't adapt quickly to survive.

### PICTURE



Understanding key information from an animal factfile

### FUN FACTS

The \_\_\_\_\_ blue whale was a female of more than 30 metres long – as long as a Boeing 737 plane!  
The tongue of a blue whale can weigh as much as an elephant!

secondary  
breathe  
climate  
sea  
~~heaviest~~  
longest  
mammals  
most

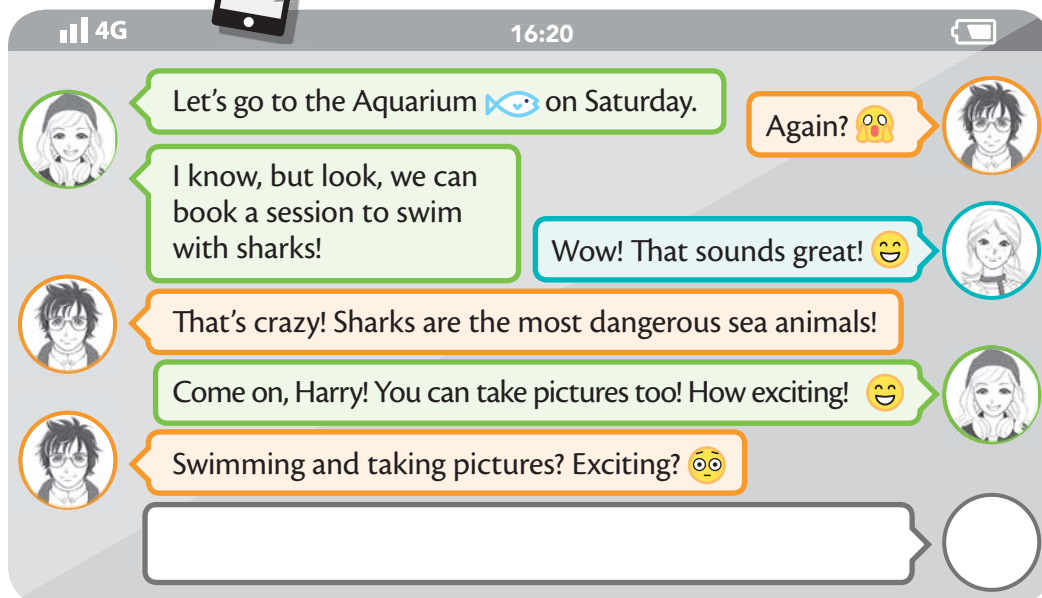
### PERSONAL OPINION

I think blue whales are the \_\_\_\_\_ interesting animals in the sea world.

## CLASS CHAT

### Confusion

Read and write a comment in the class chat.



How do you feel when you try new things?

## FUN AT HOME

- Look at the museum information in your city/town and decide with your family which museum you want to visit.



## CREATIVE WRITING WORKSHOP

Write an animal factfile.


An animal factfile

GET READY!

- Think about an animal you are interested in. ✓
- Find out information (library, the Internet, etc.). ✓
- Take notes. ✓
- Find or draw pictures. ✓
- Give your personal opinion. ✓

NAME

PICTURE



DESCRIPTION

DIET

THREATS

FUN FACTS

PERSONAL OPINION


### ARE YOU A FUN KID?

Read and tick.

Now I know...

- how to recognise and name some sea animals.
- how to collaborate to protect the environment.
- how to write a factfile about an animal.



### Writing tips

- Remember to check facts before you write them.
- Compare them with other animals using comparatives and superlatives.



### FUN AT HOME

- Describe your animal to your family and ask them to guess what animal it is.



**Study skills:**  
a comparative list  
**Life skills:** good use  
of technology

## CONNECT WITH YOUR FAMILY

Label the gadgets in the lists and number them in the picture.  
Circle the most and the least useful gadget.



- 1 **television**  
listen to music  
play games  
watch films
- 2   
listen to music  
play games  
watch videos
- 3   
listen to music
- 4   
make films  
take photos
- 5   
make films
- 6   
listen to music  
play games  
watch films  
make films  
take photos

Can you think of more gadgets?

## GOOD USE OF TECHNOLOGY



What did they do yesterday evening?  
Read the comic and write *true* or *false*.



- I listened to my MP4 player. \_\_\_\_\_
- I watched television. \_\_\_\_\_
- I played computer games. \_\_\_\_\_
- I used my smartphone to take a photo. \_\_\_\_\_

Did they use technology correctly?

**FUN AT HOME**

- Ask your family what gadgets they used yesterday evening and what they used them for.
- Correct the false sentences in the comic activity.

## SHOPPING ONLINE

Read the catalogue in the blog and answer the questions.

Finding specific information in a catalogue


www.bestgadgetshop.co.uk

**BEST GADGETS SHOP** SEARCH

Best sellers | Best gadgets to watch films | Best gadgets to play games | Best gadgets to read books

Friday, 15th December.


### SMARTPHONE A



**£300**

5G  
5"  
Autofocus  
Dual camera  
Black, blue, white  
5 year guarantee  
Free insurance  
£300  
Customer review  
★★★★★  
(30)


### SMARTPHONE B



**£200**

4G  
4"  
No autofocus  
Dual camera  
Black, white  
5 year guarantee  
Free cover  
£200  
Customer review  
★★★★★  
(20)


### SMARTPHONE C



**£80**

3G  
4"  
No autofocus  
Front camera  
Black  
1 year guarantee  
—  
£80  
Customer review  
★★★★★  
(10)

Data: Customer review this week  
★★★★★



Smartphone	MON	TUES	WED	THURS	FRI
A	30	40	50	40	30
B	10	40	30	20	10
C	20	30	10	10	0

- Which smartphone is the cheapest? \_\_\_\_\_
- Which day shows the peak number for Smartphone A? \_\_\_\_\_
- Which smartphone is the biggest? \_\_\_\_\_
- When was there a big rise in 5-star reviews for Smartphone B? \_\_\_\_\_
- Which smartphones have the most complete camera? \_\_\_\_\_
- When was there a bigger fall for Smartphone C – between Tuesday and Wednesday or between Thursday and Friday? \_\_\_\_\_

## CLASS CHAT

### Responsibility

Read and write a comment about responsible shopping in the class chat.

4G 12:35


 Hi guys, my video camera is broken!! 😞 I need a new one. Who wants to come shopping with me?

 Lucy... are you sure you really need it? 🙄

 You can make films with your smartphone.

 Yes, I know, but all the girls in my dance group have video cameras. 😞

 But Lucy, you have the best smartphone in the group!



## FUN AT HOME

- Put together all the gadgets you have as a family. Do you need them all?

## CREATIVE WRITING WORKSHOP

Design a gadget catalogue.

**GET READY!**

- Design your shop or brand logo. ✓
- Decide one product category and three products. ✓
- Write the physical characteristics – colour, size, etc. ✓
- Write the price for each product. ✓
- Write the customer rating. ✓

ONLINE GADGETS SHOP

---

---

---

---

---

---

---

---

---

---

---

---

---

---

---

---

---

---

---

---

---

---

---

---

---

---

---

---

---

---



### ARE YOU A FUN KID?

Read and tick.

**Now I know...**

- how to recognise different gadgets.
- how to use technology correctly.
- how to write a product catalogue.



### Writing tips

- Remember to write the £ sign before the number.



### FUN AT HOME

- Show your catalogue to your family and ask them which products they would buy and why.

# THE NATURAL WORLD



**Study skills:**  
a graphic organiser  
**Life skills:**  
goal setting

## LIGHTS, CAMERA, ACTION!

Look and complete the director's graphic organiser. Then match the films and the scenes.

**Film:** Nature adventures  
**Director:** Steven Silver  
**Date:** 12th March 2017

1

Scene **The big heat**

Natural features

f \_\_\_\_\_ t  
i \_\_\_\_\_ d  
v \_\_\_\_\_ o

Actors \_\_\_\_\_

3

Scene **Quiet waters**

Natural features

j \_\_\_\_\_ e  
l \_\_\_\_\_ e

Actors \_\_\_\_\_

2

Scene **Falling high**

Natural features

r \_\_\_\_\_ r  
m \_\_\_\_\_ n  
w \_\_\_\_\_ l

Actors \_\_\_\_\_



Have you got any goal for the near future?

## GOAL SETTING



Read the comic and complete steps 1, 2 and 3 for Emma and Daniel.



STEP 1 \_\_\_\_\_ STEP 2 \_\_\_\_\_ GOAL **Be an actress**

STEP 1 \_\_\_\_\_ STEP 2 \_\_\_\_\_ GOAL **Be an actor**

### FUN AT HOME

- Think of an action film you like and find out where it was filmed.
- Talk to your family about achieving dreams. Complete a step by step chart about their dreams.

# THE NATURAL WORLD



Understanding the key points from a comic story

**THE BIG HEAT** Read the comic and put the summary in the correct order (1-4).



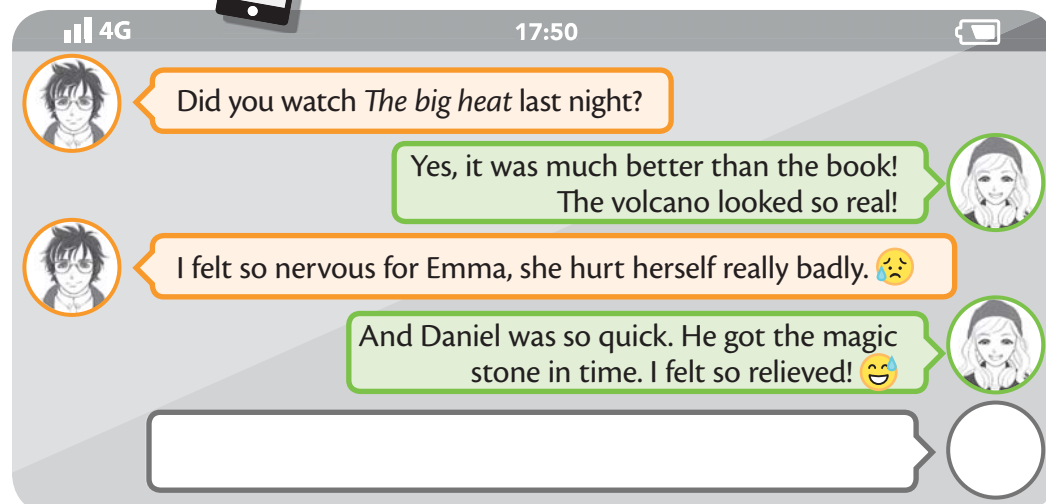
- Emma hurt her ankle and couldn't continue.
- Daniel and Emma went to the Black Volcano to look for a stolen magic stone.

- Emma piloted a helicopter and rescued Daniel with the magic stone.
- Daniel walked quickly, climbed down the crater and found the hidden magic stone.

## CLASS CHAT

Relief

Read and write when you felt relieved in the class chat.



## FUN AT HOME

- Choose an adventure film based on a book and watch it with your family. Was it a good ending? Did the hero achieve his/her goal?

## CREATIVE WRITING WORKSHOP

Plan, write and draw and adventure comic story.

GET READY!



### Think before you write:

- The type of story you want to write. ✓
- A title for your comic. ✓
- The characters. ✓
- The setting and where the story takes place. ✓
- The parts of the story: beginning, problem, end ✓



## ARE YOU A FUN KID?

Read and tick.

Now I know...

- how to name natural features in a landscape.
- how to set a goal.
- how to write an adventure comic story.



## Writing tips

- Start writing your comic when you have a solid outline for the whole story.



## FUN AT HOME

- Read your adventure comic story to your family. You can also act it out!



# HELPING AT HOME



Study skills: a rota  
Life skills: teamwork

## FAMILY HOTEL

Look and write the missing words in the rota. Then read and write the day of the week for each picture.



Jane



Mrs Jones



Mr Jones



Lucy



Peter



Matthew



### Hotel Rota


	Friday	Saturday	Sunday
c _ _ _ dinner	Mr Jones	Mr Jones	Mrs Jones
d _ _ the dishes	Peter	Lucy	Jane
p _ _ the rubbish o _ _	Matthew	Matthew	Matthew
s _ _ _ _ the floor	Lucy	Jane	Peter
w _ _ _ _ the plants		Mrs Jones	



## TEAMWORK

Life skills

Read the comic and circle the sentences that are false. Then write the correct sentences.



## FUN AT HOME

- Tell your family the things that Peter has to do at the hotel.
- Do a family rota with the activities you did at home last weekend.



## HELPING IN A FAMILY FUN HOTEL

Read the letter, look at the photos and unscramble the words. Match the parts of the letter.

Description of the place

Closing Date

Signature Greeting

Opinion

24th March 2018



Dear mum and dad,  
How are you? I hope you are well and your holiday in France was fun!

Lucy's family hotel is great! It is a real castle and it has the original (lsawl) \_\_\_\_\_ and (worest) \_\_\_\_\_. There is a big kitchen with an open (efir) \_\_\_\_\_. The restaurant has a big wooden table and at night they light (saldnec) \_\_\_\_\_ to have dinner, just like in the past! This is an amazing experience and it is one of the things that people like most about this place!

I think it is great staying at a hotel. I didn't have to make my bed, but I tidied my bedroom! And they didn't have to wash my clothes. I am taking them home!  
Why don't we come here on holidays? It is a unique holiday experience!

I hope to see you soon!  
Love

Jane

We use exclamation marks (!) to show surprise. Circle the sentences that indicate surprise in the letter and in the chat.

## CLASS CHAT

Surprise

Read and write a comment about a great place to stay for a weekend in the class chat.

Why don't we go to Lucy's castle hotel next weekend? It is amazing! It's a real castle! 🏰

Sounds good! 👍 . Or we can go to the caravan hotel 🚐 I went to last summer. It is so cool, really small but with everything you need!

What about a boat hotel? 🚤 You can go along the canals and you can drive it yourself. You have to try!



## FUN AT HOME

- Look for a fun and different hotel or place to stay with your family on your next holiday.

# HELPING AT HOME



## WEEKEND AWAY

Write a letter to a friend describing a special place where you are staying.

### GET READY!



- Write the date. ✓
- Think of who you are writing to. ✓
- Write the body of the text:
  - describe the place
  - describe something unusual and exciting about the place
  - give your opinion ✓
- Say goodbye. ✓
- Sign. ✓

Date { \_\_\_\_\_

Greeting { \_\_\_\_\_

Description of the place { \_\_\_\_\_

Opinion { \_\_\_\_\_

Closing { \_\_\_\_\_

Signature { \_\_\_\_\_



## ARE YOU A FUN KID?

Read and tick.

Now I know...

- how to talk about jobs around the house.
- how to describe a place where we are staying.
- how to write an informal letter.



## Writing tips

- Remember to write the date on the right.
- Remember to use a comma after the name of the person you are writing to.
- Remember to write adjectives before nouns.



## FUN AT HOME

- Tell your family about a weekend you spent with a friend and describe the place.

# FEELINGS



Who is feeling these emotions and why?

Study skills: a cause and effect organiser  
Life skills: decision making

## EMOTIONAL LIBRARY

Look, match and write. Then complete the chart.



- 1 He is bored because he doesn't like reading.
- 2 She is \_\_\_\_\_ because she is doing a project about monkeys.
- 3 She is \_\_\_\_\_ because she doesn't like spiders.
- 4 He is \_\_\_\_\_ because he stayed up late.
- 5 She is \_\_\_\_\_ because she can't find her glasses.


Cause	→	Effect
<i>he doesn't like reading</i>	▶	<i>bored</i>
	▶	
	▶	
	▶	
	▶	

## DECISION MAKING



Read the comic and put the steps to make a decision in order (1-3). Match the steps to the cartoons.

How do Jane and Harry make a decision?



List and study your options.



Select the best solution.



Identify the decision to be made.



## FUN AT HOME


– Talk about how you are feeling today and ask your family how they are feeling.



## ELEPHANTS IN DANGER

Read and complete the missing words in the poster.

Finding and understanding key information from a poster



# ELEPHANTS NEED YOUR HELP!



Did you know that elephants flap their ears to show they are \_\_\_\_\_? So... Let's make an elephant flap his ears!

### WHAT IS THE PROBLEM?

We are \_\_\_\_\_ about elephants. They are in danger of \_\_\_\_\_.

### WHAT CAN YOU DO?

We need your help! So... why don't you participate in this iflapmyears \_\_\_\_\_?

### HOW CAN YOU PARTICIPATE?

1. \_\_\_\_\_ your elephant flapping his ears: you can draw it or use any kind of material, dress up as an elephant, etc.
2. Take a photo of your elephant.
3. Send your photo to [competition@iflapmyears.org](mailto:competition@iflapmyears.org) by 15th December.
4. The school gets £1 for each 'like! All the funds collected are to \_\_\_\_\_ the elephants!

excited  
extinction  
competition  
create  
save  
worried  
~~ears~~



**ACT NOW!!**

## CLASS CHAT

### Confidence

Read and write an opinion about the competition in the class chat.

4G 19:45

Hi! I am excited 😄 because the school is organising a cool competition 👍👍.

Really? I am worried 😞 because I don't know what to do and I am tired 😴 and I have to study 📖📖📖.

I am very interested 😊 because I can draw an elephant for the competition. I can help you Amanda 😊!

Be confident and say what you think!

## FUN AT HOME

- Think of a fundraising proposal with your family.

# CREATIVE WRITING WORKSHOP

Make a poster for a fundraising competition.

A competition poster

## GET READY!

When creating a poster for a competition make sure you include:

- What is it for? ✓
- How can you participate? ✓
- When can it be done? ✓

(NAME OF THE FUNDRAISING COMPETITION)

WHAT

HOW

WHEN



## ARE YOU A FUN KID?

Read and tick.

Now I know...

- how to express different feelings.
- how to follow the process to make a decision.
- how to write a poster.



## Writing tips

- Plan what your competition is about before you start writing.
- Remember to include the contact information!



## FUN AT HOME

- Present your fundraising idea to your family and ask them to participate.

# OUTDOOR SPORTS



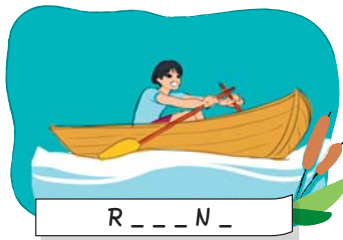


Study skills:  
a brace map  
Life skills: handling  
disappointment

## SUMMER CAMP

Look, write and classify the sports in the brace map.

### SCHOOL SPORT CAMP 2018

Do you like outdoor sports? Come and have fun!



### Sports

Land

- \_\_\_\_\_
- \_\_\_\_\_

Water

- \_\_\_\_\_
- \_\_\_\_\_
- \_\_\_\_\_
- \_\_\_\_\_



## HANDLING DISAPPOINTMENT

Life skills

Read the comic and complete the sentence.



Harry is very disappointed because \_\_\_\_\_, but Jane helps him to handle disappointment by telling him to \_\_\_\_\_.



### FUN AT HOME

- Make a list of all the watersports you like doing and another list with the ones you would like to try.

## SPORT TRAINING

Read the training manual and match the numbers with the meaning.

Finding specific information in a training manual

### LET'S GO WINDSURFING!

#### INTRODUCTION

We have 206 bones in our skeleton. We must look after them, especially when we do sport. We also need to keep muscles and joints strong. Work your muscles hard for at least 30 minutes every day to be ready to do your favourite sport.

#### DESCRIPTION

For windsurfing you must bend and stretch a lot so prepare your bones, muscles and joints before you practise it. Pay special attention to your knees and elbows.



#### TRAINING

1



**Fast walk – 10 minute warm-up:**  
This is necessary to protect all muscles and joints in your body before windsurfing.

2

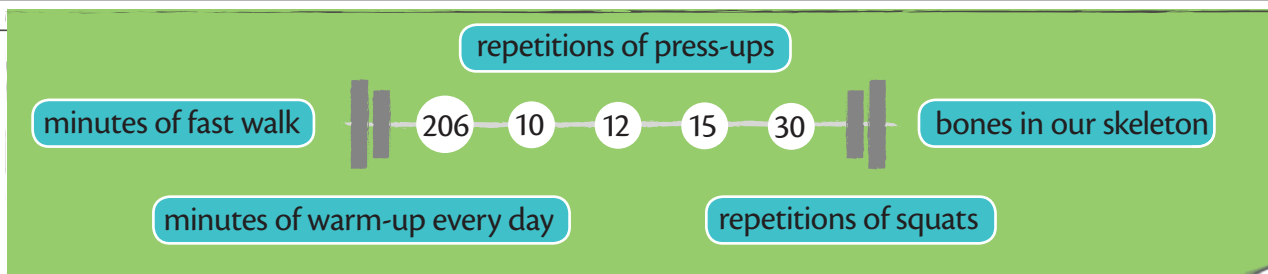


**Press-ups – 15 repetitions:**  
This is a very good exercise to make your elbows and arms strong.

3



**Squats – 12 repetitions:**  
With this exercise you get strong knees and legs.



## CLASS CHAT

### Impatience

Read and write a comment about what Lucy did in the class chat.

4G 10:50

Hi guys. I am at the sports club entrance, where are you?

At the doctor's with Lucy 🚑.

She is fine, 👍 but she went windsurfing without warming up and she hurt her elbow.

Oh, no, that's very dangerous. 😱



Did Lucy get too impatience about windsurfing?

### 🏠 FUN AT HOME

– Ask your family what warm up training they do before they practise their favourite sport.

# OUTDOOR SPORTS



## CREATIVE WRITING WORKSHOP

Write a warm-up routine for your favourite sport.

A warm-up training table

GET READY!



- Choose your favourite sport. ✓
- Write a list of the muscles, bones and joint you use. ✓
- Think of three warm-up movements you need to do. ✓
- Think about the number of times you need to do it. ✓
- Draw a sketch or add some photos. ✓

SPORT

\_\_\_\_\_

INTRODUCTION

\_\_\_\_\_  
\_\_\_\_\_  
\_\_\_\_\_  
\_\_\_\_\_

SPORT DESCRIPTION

\_\_\_\_\_  
\_\_\_\_\_  
\_\_\_\_\_  
\_\_\_\_\_

TRAINING

_____ _____ _____	_____ _____ _____	_____ _____ _____



### ARE YOU A FUN KID?

Read and tick.

Now I know...

- how to talk about sports.
- how to handle disappointment.
- how to write a warm-up table.



### Writing tips

- Remember how to write cardinal and ordinal numbers.
- Remember to use frequency words – once, twice, etc.



### FUN AT HOME

- Read your warm-up routine to your family and ask them to practise it.