

Guess! What!

Home Booklet 4

Julieta Hernández Rodríguez



CONTENTS



INTRODUCTION	page	3
LETTER TO THE FAMILY	page	3
VISUAL MAP	page	4
WELCOME BACK!	page	6
FUN SPORTS	page	9
AROUND TOWN	page	12
AT WORK	page	15
WILD ANIMALS	page	18
FOOD AND DRINK	page	21
HEALTH MATTERS	page	24
BUILDINGS	page	27
WEATHER	page	30




INTRODUCTION

About the booklet

Guess What! Home Booklet has interesting and fun activities, including cross-curricular topics (CLIL), designed to encourage children's curiosity about the world, while they learn to communicate in English. It also provides opportunities for children to develop their social skills by exploring values and emotions, as well as the basic competences necessary in Primary Education, following the National Curriculum for the teaching of English in Spanish primary schools.

The characters

In Levels 3 and 4 Mike and Suzy will learn English with the children throughout the units and will invite them to reflect on their own emotions in their diaries.



LETTER TO THE FAMILY

Dear Family,

Welcome to **Guess What! Home Booklet**, the games booklet for you and your child to revise English in a fun way at home, and to show you what your child has learnt in class. The booklet is organised into nine different topics.

We invite you to take part in your child's experience of learning English. You don't need to have a good level of English to do this. It is your support and enthusiasm that will keep your child motivated.

You can find this letter translated into different languages and the answer key to the **Guess What! Home Booklet** here: www.cambridge.es/guesswhat

We hope you and your child have fun in English with **Guess What! Home Booklet**

Common European Framework and Cambridge English

Guess What! Home Booklet has been written to coincide with the Common Reference Levels of the Common European Framework (CEF), and with the three levels of Cambridge English: Young Learners.

GUESS WHAT! LEVELS	COMMON REFERENCE LEVELS OF THE COMMON EUROPEAN FRAMEWORK (CEF)	CAMBRIDGE ENGLISH: YOUNG LEARNERS
1, 2 and 3	Towards Level A1	Cambridge English: Starters
4, 5 and part of 6	Level A1	Cambridge English: Movers
6	Towards Level A2	Cambridge English: Flyers

For further information, please see: www.cambridgeenglish.org

Your child's English teacher

A different **study skill** is presented in every unit and highlighted for your child to know what templates he/she could use to learn.

This activity practises **vocabulary and grammar** through a different study strategy in every unit.

This will help your child to **learn to learn**. You can ask your child to think of other subjects where this study skill template could be useful.

AT WORK **DREAM JOB** What do these people want to be? Read and complete the circle maps.

hospital bus costumes traffic signals helping reading

He's good at plays. a _ _ _ r He works in a theatre.

She's good at b _ _ dr _ _ _ She works on a He likes wearing He works in a He's good at Science. n _ _ s _ He likes people.

LOOK! Use a/an with jobs: a teacher; an actor

SUZY'S DIARY How is Suzy feeling today? Break the code and write.

d e g h i l t

Suzy is feeling + + + + + + + +

today because she is helping the vet.

What about you? Tick.
 I feel delighted when...
 I sing.
 I play football.
 I am with animals.

FUN AT HOME • Do your dream job circle map and read it to your family.

15

Look! tips remind your child of specific grammar points or typical issues for Spanish speakers they should pay attention to. These are included when appropriate in different parts of the unit.

This activity recaps on different **emotions**. Your child will be able to recognise different emotions with the help of Mike or Suzy, who complete their diaries in alternate units. Encourage your child to talk about his/her own emotions after completing **Mike and Suzy's diaries** and discuss positive ways to handle it.


At the bottom of each page, you'll find the **Fun at home** section. It suggests simple ideas for you and your child to communicate in English.

WELCOME BACK!

GUESS WHO?

What does he/she look like?

Look, read and complete the funnel diagram.



curly hair ~~glasses~~
blue eyes dark hair

A funnel diagram

Has he/she got glasses?
Yes, he/she has.

Has he/she got.....?
Yes, he/she has.

Has he/she got.....?
Yes, he/she has.

Has he/she got.....?
Yes, he/she has.

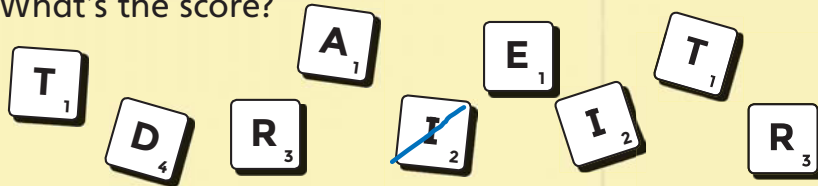
..... is



MIKE'S DIARY

How is Mike feeling today? Order the letters and write.

What's the score?

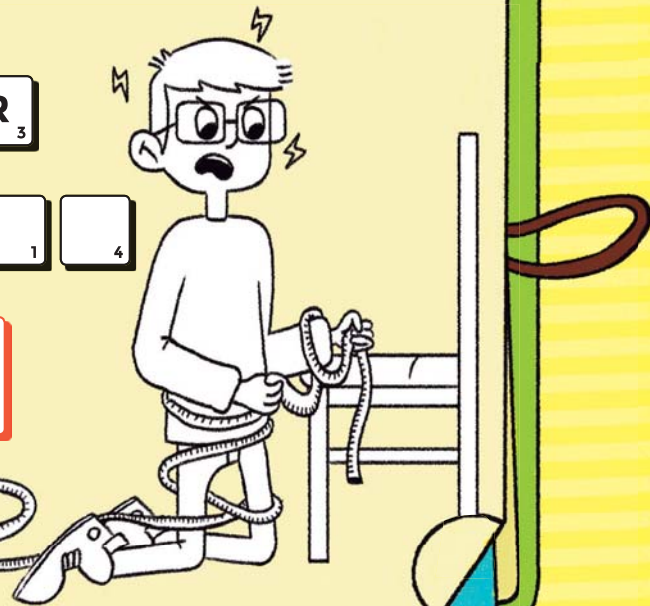


Mike is feeling I₂ ₃ ₃ ₂ ₁ ₁ ₁ ₁ ₄
because he can't measure the chair.

What can Mike do? Tick.

- Ask someone to help him.
- Not measure the chair.
- Use a different tape measure.

SCORE



FUN AT HOME



Describe a person in the Guess Who? activity to your family and ask them to guess who he/she is.



Reading for specific detail
Spelling: -th endings


AT THE GALLERY

Read the exhibition leaflet and match the labels with the pictures.



Patterns in Nature

The photography exhibition *Patterns in Nature* is now in town. It opens on Friday 3rd February at 20.00 in Manor House, 3. The artists show photos of different patterns we can see in nature. Find out where there are spots, stripes, wavy or zigzag lines and enjoy the beautiful pictures.



A **Wavy lines in the desert**
Author: James Jones
Length: 50 cm
Width: 45 cm
Price: £95

B **Zigzag river**
Author: Robert Hall
Length: 90 cm
Width: 35 cm
Price: £120

C **Field with stripes**
Author: Sally McCann
Length: 60 cm
Width: 55 cm
Price: £105

D **Spots and flowers**
Author: Angela Smith
Length: 75 cm
Width: 75 cm
Price: £140

MAGIC SPELL: -TH ENDINGS

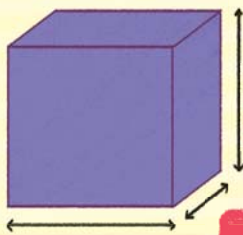
Look and match.

wide

deep

long

high



height

depth

width



width

length

LOOK!

The British pound symbol (£) goes before the number.

FUN AT HOME

- Tell your family the patterns you can find at home.
- Tell your family the length and the width of your favourite photograph.

FUN SPORTS

A Venn diagram

READY?

What are Mike and Suzy good at? Look and complete the Venn diagram.

~~mountain biking~~ kayaking fishing skiing skateboarding ice skating

Mike is good at... Mike and Suzy are good at... Suzy is good at...

mountain biking



SUZY'S DIARY

Today Suzy is sailing for the first time. How is she feeling? Join the words and write.



because sail. scared today
 can't she Suzy is

Suzy is

What can Suzy do? Tick.

- Ask for help.
- Never try sailing again.
- Try sailing another day.



LOOK!

He's very good at snowboarding.

FUN AT HOME

Look at the Ready to go! activity and play True/False with your family: Suzy is good at kayaking. (False)

FUN SPORTS

A GREAT HOLIDAY!

Read and write the parts of the postcard. Match the photos.



Identifying parts of a postcard
Spelling: *-ing* endings

2nd February 2018

~~Date~~ Date

Hello Grandma!

~~Greeting~~ Greeting

I am having a great time at the adventure sports camp!

In the morning, we do different sports. I'm very good at ice skating and I can turn very quickly now! I am not very good at football - I never kick the ball!

In the afternoon, we can play games. I like bowling with my friends. You have to bend your legs and stretch your arm to do a good shot!

In the evenings, we can play some instruments and dance to the music. I am very good at shaking the maracas!

See you soon! xxx

~~Closing~~ Closing

Suzy

~~Signature~~ Signature



~~Postcode~~ Postcode

Mary Shepard

~~Address~~ Address

23 Church Lane

CB3 0JW Cambridge



LOOK!

write + *ing* = writing
paint + *ing* = painting

MAGIC SPELL: -ING ENDINGS

Find and write.

Circle four examples in the postcard.

write *w r i t i n g*

turn *t u r n i n g*

paint *p a i n t i n g*

make *m a k i n g*

FUN AT HOME

- Bend, turn and shake with your family.
- Say the *-ing* form of other verbs in the postcard.

YOUR TURN!

Write your postcard about your adventure camp.



A postcard

Postcard layout with sections: Date, Greeting, Body, Address, Closing, Signature.



ARE YOU A FUN KID?

Read and tick.

Now I know...

- how to complete a Venn diagram to categorise sports.
- how to spell verbs ending with *-ing*.
- how to write a postcard.



Writing tip
Use ordinals for numbers and capital letters for months when writing the date.

FUN AT HOME

- Read your postcard to your family.



A flow chart



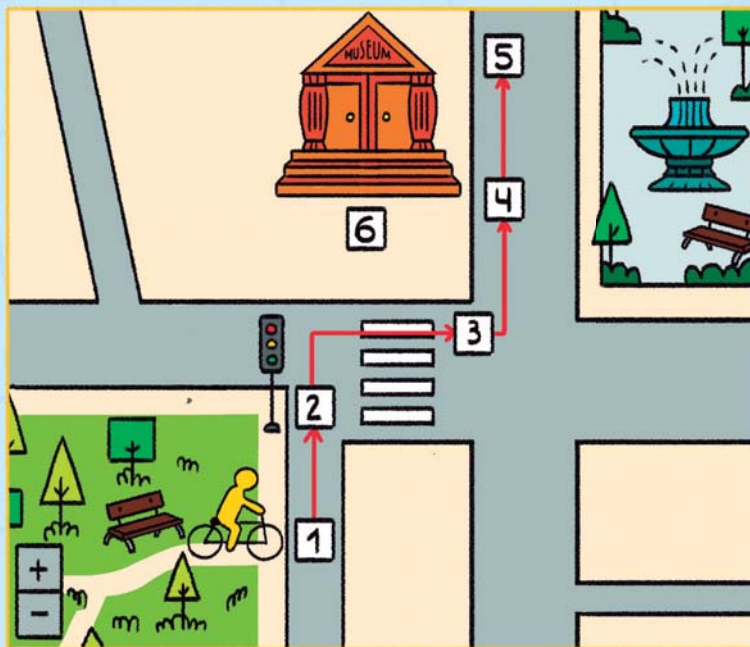
WHERE IS THE MUSEUM?

Look, read and complete the directions in the flow chart.

Look, read and complete the directions in the flow chart.

From the park to the museum

- 1 Start at the p_r_
- 2 Turn r_g_t at the t_af__c lights.
- 3 Turn l_f_ at the zebra c_o_s__g.
- 4 Go s_r_i_ ht ahead.
- 5 S_o_!
- 6 The m_s_u_ is on the left, opposite the s_u_r_



MIKE'S DIARY

How is Mike feeling today? He can't find the places in the city! Cross out the consonants in 'city' and write.




M	T	I	C	K	E	T	I	C	S
F	T	T	E	C	E	L	T	I	C
N	G	T	C	E	C	M	B	T	A
R	T	R	A	T	S	S	C	E	D

Today, Mike

What about you? Read and write.

I feel embarrassed when





Finding specific information
Spelling: British and American English

A CITY BREAK

Read the factfile and match the headings.

- Place
- Tickets
- How to get there
- Opening hours
- Shape and height



Louvre Museum

Place

The Louvre is the world's largest museum. It is in the centre of Paris by the River Seine. It opened in 1793. There are more than 35,000 works.

The glass pyramid is 21 m high. It is made of glass and metal.

Interesting fact

You can see the Mona Lisa in the museum. It is only 53x77 CM, and it has its own bodyguards to protect it!

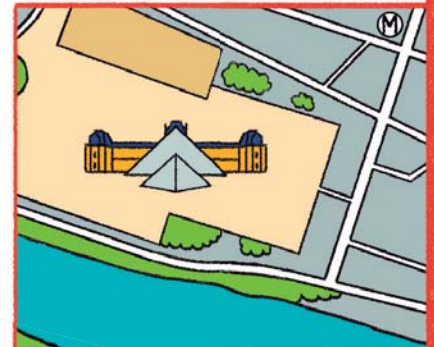
The Louvre opens every day except Tuesdays from 9.00 am to 6.00 pm.

Under the age of 18: Free
18 +: €15

Facilities

- Bookstore
- Gift shop
- Café and restaurant
- Car park

- Underground stations: Palais Royal – Musée du Louvre (Lines 1 and 7)
- Bus lines: 21, 24, 27, 39, 48, 68, 69, 72, 81, 95



MAGIC SPELL: BRITISH AND AMERICAN ENGLISH

Find the British English words for these American English words. They are in the factfile!



parking lot →
c _ _ p _ _ _



center →
c _ _ t _ _



subway →
u _ _ _ _ g _ _ _ _ _



store →
s _ _ _

FUN AT HOME

- Look for unusual buildings and describe them to your family.
- Find more British and American English words in a dictionary.



YOUR TURN!

Write a factfile about an important building you know.

Name

Large empty dashed box for drawing or writing.

Large empty dashed box for drawing or writing.

Place

Three horizontal dashed lines for writing the place name.

Opening hours

Three horizontal dashed lines for writing opening hours.

Shape and height

Three horizontal dashed lines for writing shape and height.

Tickets

Three horizontal dashed lines for writing ticket information.

Interesting fact


Four horizontal dashed lines for writing an interesting fact.

Facilities

Three horizontal dashed lines for writing facilities.

How to get there

Three horizontal dashed lines for writing how to get there.



Writing tip

You can find information for your factfile on the Internet.

ARE YOU A FUN KID?

Read and tick.




Now I know...

- how to complete a flow chart.
- how to spell some words in British and American English.
- how to write a factfile.

FUN AT HOME

- Read your factfile to your family.

AT WORK



A circle map

DREAM JOB

What do these people want to be? Read and complete the circle maps.

hospital bus costumes traffic signals helping reading



She likes driving around town.

She's good at

b _ _
dr _ _ _



She works on a



He's good at plays.

a _ _ _ r

He works in a theatre.



He likes wearing



He works in a

He's good at Science.

n _ _ s _



He likes people.



LOOK!

Use *a/an* with jobs:
a teacher; **an** actor



SUZY'S DIARY

How is Suzy feeling today? Break the code and write.



d e g h i l t

Suzy is feeling + + + + + + + +

today because she is helping the vet.

What about you? Tick.

I feel delighted when...




I sing.



I play football.



I am with animals.



FUN AT HOME

Do your dream job circle map and read it to your family.

Understanding specific information
Spelling: **-an** and **-ian** endings

A JOB QUESTIONNAIRE What do you want to be? Read and complete the job questionnaire.

My ideal job

Are you good at Maths, at Science or at reading poems? Do you like working with people? Hmm...
What do you want to be?



Instructions

- 1 Complete your personal details.
- 2 Answer the questions. It only takes a few minutes!
- 3 Send your questionnaire to bestjobforyou@jobs.co.uk by the end of December and enter the draw for 20 ipads. We send you the results via email.

Personal details

Name _____
Date of birth _____
Place of birth _____
Address _____
Email _____

Preferences

- Read, think and circle.
- 1 I'm good at...
Science English Music Art Sports
 - 2 I like working...
by myself with people with animals
 - 3 I want to work...
outdoors in a factory in an office
in a shop in a vehicle

Skills


- Read, think and circle.
- 1 Do you like driving?
 - 2 Are you good at playing sports?
 - 3 Do you like wearing a uniform?

Thank you for your answers.



MAGIC SPELL: -AN AND -IAN ENDINGS

Match to find the names of the jobs. Number the pictures.



1 businessm

2 music

3 magic

4 policewom

-an

-ian



FUN AT HOME

- Read your answers to the questionnaire to your family.
- Look for jobs ending with **-an** and **-ian** in a dictionary.

YOUR TURN!

Write your questionnaire about your ideal sport.

A questionnaire

Title

.....
.....

.....
.....
.....
.....



Presentation

.....
.....
.....



Instructions

.....
.....
.....
.....



Preferences

.....
.....
.....
.....



Personal details

.....
.....
.....
.....



Skills

.....
.....
.....
.....

Closing line

.....



Writing tip

Keep the questionnaire short and the language simple.

ARE YOU A FUN KID?

Read and tick.

Now I know...

- how to complete a circle map.
- how to spell words ending with *-an* and *-ian*.
- how to write a questionnaire.



FUN AT HOME

- Answer the questions and read them to your family.



WILD ANIMALS

BIGGER THAN ME!

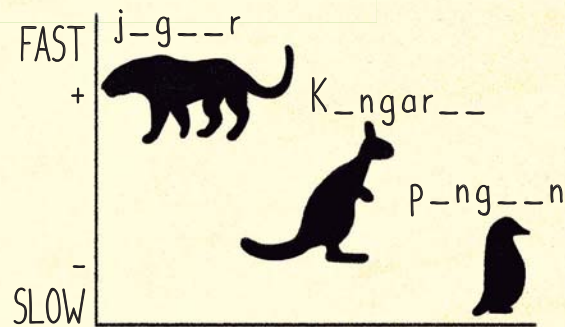
Look at the comparison charts and write the animals. Complete the sentences.



A comparison chart



The gorilla is **bigger** than the jaguar.
 The penguin is than the kangaroo.
 The bat is than the koala.
 The gorilla is than the bear.
 The jaguar is than the kangaroo.
 The bat is than the parrot.



MIKE'S DIARY


How is Mike feeling today? Order the letters and write.



Mike is feeling a _ _ _ _ _ .

Why is Mike feeling like that?

- Because there's an owl in the room.
- Because he can't find Suzy.
- Because Suzy is a Panda!



LOOK!

Remember:
big - bigger

FUN AT HOME

Compare the animals in the Bigger than me! activity.

Reading for specific detail
Spelling: *-ph*

ANIMAL POEMS

Read the acrostic poems and complete. Match the photos with the poems.



2



1

R is for rattle snake!
E is for eggs.
P is for python.
T is for turtle.
I is iguana.
L is for lizard.
E is for end!
So, what are they?

All these animals are wet.
Many of them swim in the river.
Please look after them.
Here there is a toad and a frog.
I can also see a salamander.
Breathe through skin.
I think they like insects.
All of them are vertebrates.
Newts belong to this group too.
So, what are they?



1

They are

They are



LOOK!

In an acrostic poem the first letters of each line spell out a word.

MAGIC SPELL: -PH

Find the words in the wordsnake and write them. Circle an example in the poems above.



photo



FUN AT HOME



- Say more animals for the two animal groups.
- Look for more words with *-ph* in a dictionary.

WILD ANIMALS

An acrostic poem

YOUR TURN!

Write your acrostic poem for MAMMALS.



M _____

A _____


M _____

M _____

A _____

L _____

So, what are they?



Writing tip

Think of something about mammals for each line of your acrostic poem.

ARE YOU A FUN KID?

Read and tick.

Now I know...


- how to complete a comparison chart.
- how to spell words with *-ph*.
- how to write an acrostic poem.



FUN AT HOME

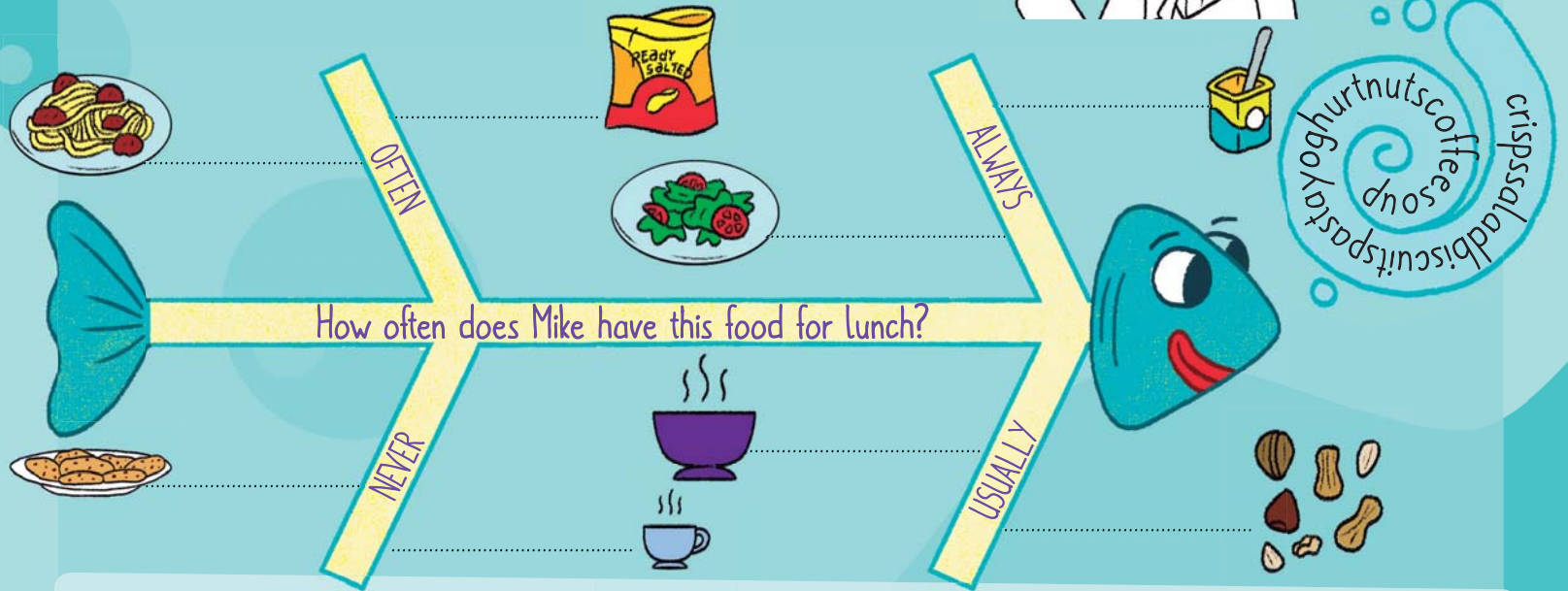
- Read your acrostic poem to your family.

FOOD AND DRINK



A fishbone diagram

LUNCH IS READY! Look, find and write the food words in the fishbone diagram. Complete the sentences.



He always has He often
 He usually has He never




SUZY'S DIARY

Suzy is having a party at 17.30. Find the letters in the picture and complete.



Suzy is feeling
 because she isn't ready for the party.

When do you feel stressed?
 I feel stressed when



Reading for specific detail
Spelling: **-ful** ending


ALL ABOUT WATER

Read the travel article, look and write. Match the pictures.

Visit Iceland!

Iceland is a beautiful country full of contrasts.

Location
It is a small island in northern Europe, between the Norwegian Sea and the North Atlantic Ocean.




Weather
It is usually cold and windy, with a lot of r ___ □.


Places to visit

- Visit a Glacier
- See the geysers
- Take a bath in a hot w ___ □
- Go whale watching


Geography
The g ___ c ___ s □ of Iceland cover 11% of the land area of the country. But it is also a volcanic island with about 200 volcanoes, and lots of hot s ___ □ (geysers).

Food and drink
You can eat lamb, seafood and dairy products like skyr, which is similar to yogurt and white cheese. Tap water in Iceland is very clean and delicious. It comes straight from the mountains and glaciers.

1


2


3


4


The Water Island is waiting for you!

MAGIC SPELL: -FUL ENDING

Find, circle and write the adjectives. Circle one word with **-ful** in the article.

L	U	F	N	I	A	P	C	P	S	D
O	A	P	A	I	N	T	A	N	G	R
B	I	M	H	A	D	T	R	F	E	L
R	N	H	T	A	S	T	E	F	U	L
S	F	H	E	J	I	N	F	A	L	I
S	T	R	E	S	S	F	U	L	O	H
B	L	A	V	I	P	Q	L	E	C	A

VERBS -FUL ENDINGS

taste	tasteful
pain	
care	
stress	



FUN AT HOME

- Tell your family about Iceland.
- Look for more adjectives ending with **-ful** in a dictionary.

YOUR TURN!

Write your article for a travel website.

A travel website



Title (country)

Location

Weather

Places to visit

Geography

Food and drink

Closing sentence

ARE YOU A FUN KID?

Read and tick.

Now I know...

- how to complete a fishbone diagram.
- how to spell words ending with *-ful*.
- how to write an article for a travel website.



FUN AT HOME

- Read your travel article to your family.



Reading for a specific purpose
Spelling: *g* or *j*

NATURAL CHEMIST

Read the advert, unscramble the letters and write.

Do you feel unwell and you can't go out to the chemist? Don't worry! THE PLANT CHEMIST is here to help you!



HEADLINE

What is it?

VISUAL

The Plant Chemist is an online chemist. We only sell (seidimcne) _____ and products made from plants for all common germs and problems at home.

BODY

What products do we sell?

- *Herbal teas:* They are good for coughs, sore throats and to bring your temperature down.
- *Natural oils and gels:* They are good for (aksbcehac) _____. We prepare them in glass jars and avoid using plastic.
- *Natural (cbarfis) _____:* 100% cotton arm slings for arm or shoulder injuries. We also sell baby carriers.



How do we deliver?

We deliver in our eco-friendly motorbikes. They work with natural (luef) _____, made from food crops and wood waste.

Where do we deliver?

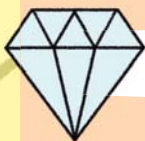
We deliver anywhere in the city!

LOGO



MAGIC SPELL: G OR J

Look and write *g* or *j*. Circle more examples in the advert.




_em



_ellyfish




_ym



_aguar

FUN AT HOME

- Find with your family what a first aid kit should have.
- Find more words starting with *g* and *j* in a dictionary.





YOUR TURN! Write your advert about an online shop.

HEADLINE

VISUAL

BODY **What is it?**

What products do we sell?

How do we deliver?

Where do we deliver?

LOGO

ARE YOU A FUN KID? Read and tick.

Now I know...

- how to complete a cause and effect organiser.
- how to spell words starting with *g* or *j*.
- how to write an advert.

Writing tip
Use punctuation marks in your advert: '!' and '?'.

FUN AT HOME

- Read your advert to your family.

BUILDINGS

A bridge map

HOLIDAY HOTEL

Where were you yesterday? Read and complete the bridge map.



Attic floor Ground Third
 Café ~~Basement~~ Rooms Computer
 Restaurant Swimming Second

B as O as 1 as 2 as 3 as A

Basement floor First floor floor

Garage room pool



SUZY'S DIARY

How is Suzy feeling today? Break the code and write.



1 L 2 N 3 O 4 F 5 D 6 H 7 Y 8 G 9 E 10 M 11 S 12 T 13 I 14 A

13 / 10 4 / 9 / 9 / 1 / 13 / 2 / 8

I'm

11 / 6 / 7 12 / 3 / 5 / 14 / 7

I don't know the people in the lift.

What about you? When do you feel shy?

I feel shy when



BUILDINGS



Reading for specific information
Spelling:
ai and *ay*

SCHOOL TRIP

Read the diary entry and write the words.


animal stone buildings castle clay skin

Date Thursday, 2nd February 2018

Place At home

First paragraph I am writing about my school trip last weekend. There is an adventure park near the school with lots of fun..... And you can go by train! Cool!

Second paragraph I usually go with Suzy on school trips, but she was with her friends this time. They were in the..... houses town all morning! I was in the medieval..... It was my favourite building! It is made of and it is very cold inside.



Third paragraph Then we were together in the..... tepees. It was great! You can smell the..... skin inside!

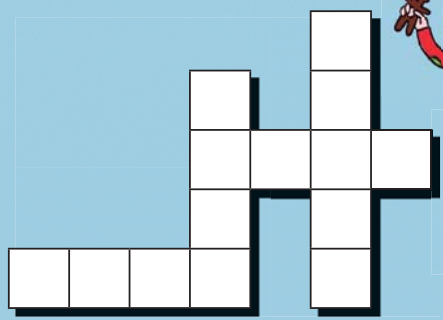


Closing line We were in the café in the evening. You can have a nice cup of hot chocolate there!

School trips are always too short!

Signature Mike

MAGIC SPELL: AI AND AY Write *ai* or *ay* and complete the crossword. Circle more examples in the diary entry.



pl _ _
r _ _ n
p _ _ nt
tr _ _



FUN AT HOME

- Say which buildings in the diary entry are made of clay, stone or animal.
- Find more words with *-ai* and *-ay* in the dictionary.

A diary entry

YOUR TURN! Write your diary entry.

My diary

Date

Place

First paragraph

Second paragraph

Third paragraph

Closing line

Signature

Writing tip

Remember to use ordinals and capital letters when writing dates.

ARE YOU A FUN KID?

Read and tick.

Now I know...

- how to complete a bridge map.
- how to spell words with *ai* and *ay*.
- how to write a diary entry.



FUN HOME

- Read your diary entry to your family.

A double bubble diagram

WHAT WAS THE WEATHER LIKE? Look at the pictures and complete the double bubble diagram. Read the sentences and write *London* and/or *Madrid*.

Madrid 30th May 2018

London 30th May 2018

cloudy

hot

windy

rainy

sunny

~~hot~~

It was windy and foggy yesterday.....

It was hot and cloudy.....

It was windy.....



MIKE'S DIARY

How is Mike feeling today? Match the tiles to find the words. Complete the sentence.


- gra
- ted
- ful
- te
- ~~de~~
- ligh

Mike is feeling **de**.....
and g..... today
because he is warm at home.

What about you?

I feel grateful when.....








.....



Finding specific information
Spelling: double consonant words

EXTREME WEATHER GAME

Look at the board game. Read and write the correct numbers for each word.


31 we can hear this in a thunderstorm	32 	33	34	35 FINISH
30 	29	28	27 a strong wind accompanied by a funnel-shaped cloud	26
21 	22	23	24	25 we can see this in a thunderstorm
20 	19	18 it rains a lot and it is very hot	17	16
11	12	13	14 strong winds with heavy rain	15
10	9	8 very heavy winds and a lot of snow	7	6 
1 START	2	3 	4 	5

- thunder
- lightning
- rainstorm
- blizzard
- tornado
- hurricane



MAGIC SPELL: DOUBLE CONSONANT WORDS

Complete the words with the double consonants. Circle three examples in the board game.





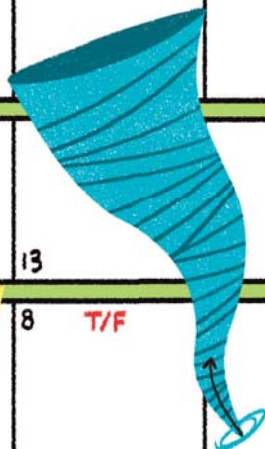

FUN AT HOME

- Get a dice and play Extreme Weather Game with your family.
- Find more double consonant words in a dictionary.

WEATHER

A board game


YOUR TURN! Make your weather board game.

31 yesterday	32 T/F	33	34	35 FINISH
30 today	29 	28	27 T/F	26
21	22	23	24 	25 T/F
20 yesterday	19 	18 today	17	16
11	12	13	14 T/F	15
10	9 	8 T/F	7 yesterday	6
1 START	2	3	4 today	5

INSTRUCTIONS


Draw weather pictures in the boxes **today** / **yesterday** and ask about the weather.

- What's the weather like today?
- What was the weather like yesterday?



Write True/False sentences about the weather in your town/city. Use the **T/F** boxes.

- It is sunny today.
- It was windy yesterday.



ARE YOU A FUN KID?

Read and tick.

Now I know...

- how to complete a double bubble diagram.
- how to spell double consonant words.
- how to describe the weather.



FUN AT HOME

- Get a dice and play your weather board game with your family.