

# Guess! What!

Home Booklet **3**

Vicky Bewick

 **CAMBRIDGE**  
UNIVERSITY PRESS



**INTRODUCTION**

page **3**

**LETTER TO THE FAMILY**

page **3**

**VISUAL MAP**

page **4**

**WELCOME**

page **6**

**IN THE GARDEN**

page **9**

**AT SCHOOL**

page **12**

**SCHOOL DAYS**

page **15**

**MY DAY**

page **18**

**HOME TIME**

page **21**

**HOBBIES**

page **24**

**AT THE MARKET**

page **27**

**AT THE BEACH**

page **30**




# INTRODUCTION

## About the booklet

**Guess What! Home Booklet** has interesting and fun activities, including cross-curricular topics (CLIL), designed to encourage children's curiosity about the world, while they learn to communicate in English. It also provides opportunities for children to develop their social skills by exploring values and emotions, as well as the basic competences necessary in Primary Education, following the National Curriculum for the teaching of English in Spanish primary schools.

## The characters

In Levels 3 and 4 Mike and Suzy will learn English with the children throughout the units and will invite them to reflect on their own emotions in their diaries.



## LETTER TO THE FAMILY

Dear Family,

Welcome to **Guess What! Home Booklet**, the games booklet for you and your child to revise English in a fun way at home, and to show you what your child has learnt in class. The booklet is organised into nine different topics.

We invite you to take part in your child's experience of learning English. You don't need to have a good level of English to do this. It is your support and enthusiasm that will keep your child motivated.

You can find this letter translated into different languages and the answer key to the **Guess What! Home Booklet** here: [www.cambridge.es/guesswhat](http://www.cambridge.es/guesswhat)

We hope you and your child have fun in English with **Guess What! Home Booklet!**

## Common European Framework and Cambridge English

**Guess What! Home Booklet** has been written to coincide with the Common Reference Levels of the Common European Framework (CEF), and with the three levels of Cambridge English: Young Learners.

GUESS WHAT! LEVELS	COMMON REFERENCE LEVELS OF THE COMMON EUROPEAN FRAMEWORK (CEF)	CAMBRIDGE ENGLISH: YOUNG LEARNERS
1, 2 and 3	Towards Level A1	Cambridge English: Starters
4, 5 and part of 6	Level A1	Cambridge English: Movers
6	Towards Level A2	Cambridge English: Flyers

For further information, please see: [www.cambridgeenglish.org](http://www.cambridgeenglish.org)

Your child's English teacher

A different **study skill** is presented in every unit and highlighted for your child to know what templates he/she could use to learn.

This activity practises **vocabulary and grammar** through a different study strategy in every unit.

This will help your child to **learn to learn**. You can ask your child to think of other subjects where this study skill template could be useful.

**HOME TIME**

**CRAZY FAMILY!** Draw a family member. Complete the table.

Who?	Likes Loves	What?	Where?
My <u>cousin</u>	likes	reading books	in the bathroom.
<input type="text"/> My .....		.....	the car in the living room.
<input type="text"/> My .....		.....	the dishes in the garden.
<input type="text"/> My .....		.....	a cake in the bedroom.

**MIKE'S DIARY** Mike is not helping at home. Break the code and write.

1 e 2 f 3 g 4 i 5 l 6 m 7 n 8 t 9 u 10 y

4/7/6 2/1/1/5/4/7/3 3/9/4/5/8/10. I'm not helping at home.  
I'm .....

What can Mike do?  
He can .....

**LOOK!** I do my homework. I do the dishes. I make my bed. I make a cake.

**FUN AT HOME** What does your family like doing? Ask them.

21

This activity recaps on different **emotions**. Your child will be able to recognise different emotions with the help of Mike or Suzy, who complete their diaries in alternate units. Encourage your child to talk about his/her own emotions after completing **Mike and Suzy's diaries** and discuss positive ways to handle it.

**Look! tips** remind your child of specific grammar points or typical issues for Spanish speakers they should pay attention to. These are included when appropriate in different parts of the unit.

At the bottom of each page, you'll find the **Fun at home** section. It suggests simple ideas for you and your child to communicate in English.

The second page includes a **reading text** and a **comprehension activity** focusing on **different text types** that your child is supposed to be able to read throughout his/her Primary Education, and are linked to cross-curricular (**CLIL**) topics.

A different **reading strategy** and **spelling issue** are highlighted for your child to be aware of what he/she is learning.

The third page includes a **guided writing activity** for a different type of text that follows the model of the reading text.

The **text type** is highlighted.

### HOME TIME

#### A FARM VISIT

Read the leaflet and write the words.

Family ticket   drinks   family   Monday   countryside



**Valley Family FARM**

**Welcome to Valley Family Farm!**

A fascinating place to visit in the English ...

Come for a day with your ... There are lots of things to do!

**Attractions**

- ⇒ Feed lambs and chicks.
- ⇒ Go for a walk.
- ⇒ Enjoy a play area in the wild.

**Facilities**

- ⇒ Free parking.
- ⇒ Picnic area next to a lake.
- ⇒ Café with hot ... and cakes.

**Opening times**

March - October

..... to Friday:

11.00 am to 5.00 pm

Weekends:

10.00 am to 5.30 pm

**How to find us**

We hope to see you soon!

#### YOUR TURN!

Write a tourist leaflet.

[your leaflet title and picture]

**Attractions**

**Opening times**

**Admission**

**Facilities**

**How to find us**

#### MAGIC SPELL: C-OR-K

Find, colour and write the words with **c** or **k**. Circle the words in the leaflet.

	K	C	S	
D	I	E	I	K
I	T	I	C	E
K	N	A	R	T
P	C	N	C	S

C	A	K	E	S

#### FUN AT HOME

Tell your family about the farm in the leaflet.

Find more words with **c** and **k** in a dictionary.

#### ARE YOU A FUN KID?

Read and tick.

Now I know...

- different home-time activities.
- how to spell some words with **c** or **k**.
- how to write a tourist leaflet.

#### Writing tip

Use headings to organise the information in your leaflet.

**FUN AT HOME**

- Read your leaflet to your family.

There is a game-like **spelling activity** to practise common spelling problems in every unit.

This is a **self-evaluation activity**. Your child reads the **Now I know...** statements and ticks the box if that statement is true to him/her. Ensure your child values his/her own progress.

**Writing tips** help your child with suggestions to write each type of text.

# WELCOME

## FUN KID CLUB

Draw yourself and complete the bubble map.

A bubble map

How old are you?

What animals do you like?

When's your birthday?

What's your favourite colour?

What sports do you play?



## SUZY'S DIARY

How is Suzy feeling today? Look and write.



She's

loves

feeling

Suzy

enthusiastic

rollerskating

What about you? Tick.

I feel enthusiastic when...

- I play with my family.
- I go swimming.

- I tidy my room.
- I do my homework.



Reading a description  
Spelling:  
-ing endings

# PICTURE THAT!

Read the description and write the words.

## A landscape painting

This picture is a landscape painting in the evening. It's very beautiful.


It has got a river ..... next to a forest. The forest ..... has got a lot of trees. The leaves on the trees are green.

There are some mountains .....

They are big and purple.

I can see small and pink flowers ..... next to the river.

I like this picture because I like the colour of the river and the sky. Blue is my favourite colour.



## MAGIC SPELL: -ING ENDINGS

Find, circle and write

T E S N O U E D P S  
O P P A I N T I N G R  
B S M T E A F A Q Q A  
R U N N I N G U P F W  
S F H E J I N I A L I  
M P W R I T I N G O N  
B S A V I G Q G E C G

### VERBS -ING ENDINGS

draw drawing

paint

write

run



## FUN AT HOME

- Tell your family about the painting.
- Find more verbs in a dictionary and say the -ing form.

## YOUR TURN!

Complete the description of the picture.

A description

### My favourite landscape



This picture is

It has got

There is

I can see

I like this picture because



## ARE YOU A FUN KID?

Read and tick.

Now I know...

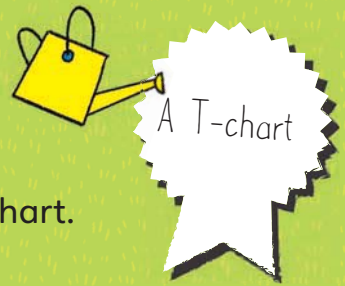
- how to give information about myself.
- how to spell words ending in *-ing*.
- how to write a landscape description.




## FUN AT HOME

- Read your description to your family.





IT'S GREAT IN THE GARDEN Find and number. Write on the chart.



1



2



3

Animals	Plants
caterpillar	

1

caterpillar

leaf

tortoise

flower

tree

rabbit



5

4




6



## MIKE'S DIARY

How is Mike feeling today? Why? Look and complete.



Mike is feeling fr\_str\_t\_d today because he c\_n't fl\_ his k\_t\_.

What can Mike do? Tick.


- never fly his kite again
- shout and get angry
- come back on a windy day



Understanding specific information  
Spelling: two words in one


## ANIMAL FACTFILE

Read the factfile and complete the words.




**Name of animal**  
BUTTERFLIES

**What they look like**

They are small ~~cat~~ i \_ s \_ \_ ts. They've got four "  w \_ n \_ s and six legs.

**Habitat**

They live in all habitats such as rainforests, grasslands and in the  f \_ r \_ \_ \_ . They don't live in the Antarctic or tundra habitat.

**Food**

They eat the nectar from  f \_ o \_ \_ \_ s.

**Photo**



**Life span**

They start life as a caterpillar. They don't live very long - from a week to a year.

**Interesting fact**

Butterflies taste with their feet.

## MAGIC SPELL: TWO WORDS IN ONE

Match to make compound words.  
Which word isn't in the factfile?



butter	land
water	forest
rain	fall
grass	fly

*Note: An arrow points from 'butter' to 'fly'.*



## FUN AT HOME

- Tell your family about butterflies.
- Find more compound words in a dictionary.



# YOUR TURN!

Write a factfile about an animal.



A factfile

Name of animal

What they look like

.....  
.....  
.....  
.....

Food

.....  
.....

Life span

.....  
.....

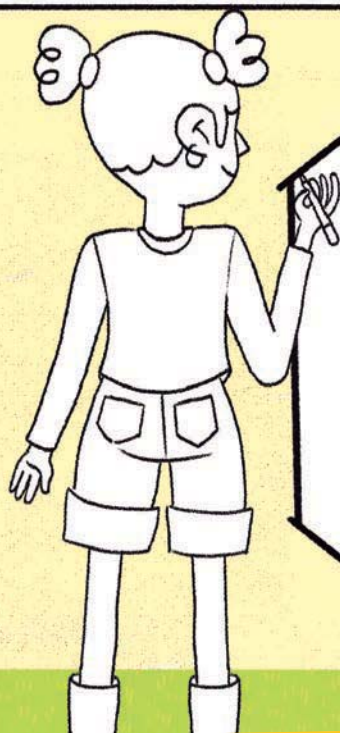
Habitat

.....  
.....  
.....  
.....

Interesting fact

.....  
.....  
.....

Photo



## ARE YOU A FUN KID?

Read and tick.

Now I know...

- how to classify animals and plants.
- how to spell two words in one.
- how to write an animal factfile.



## Writing tip

Use simple facts in a factfile.

## FUN AT HOME


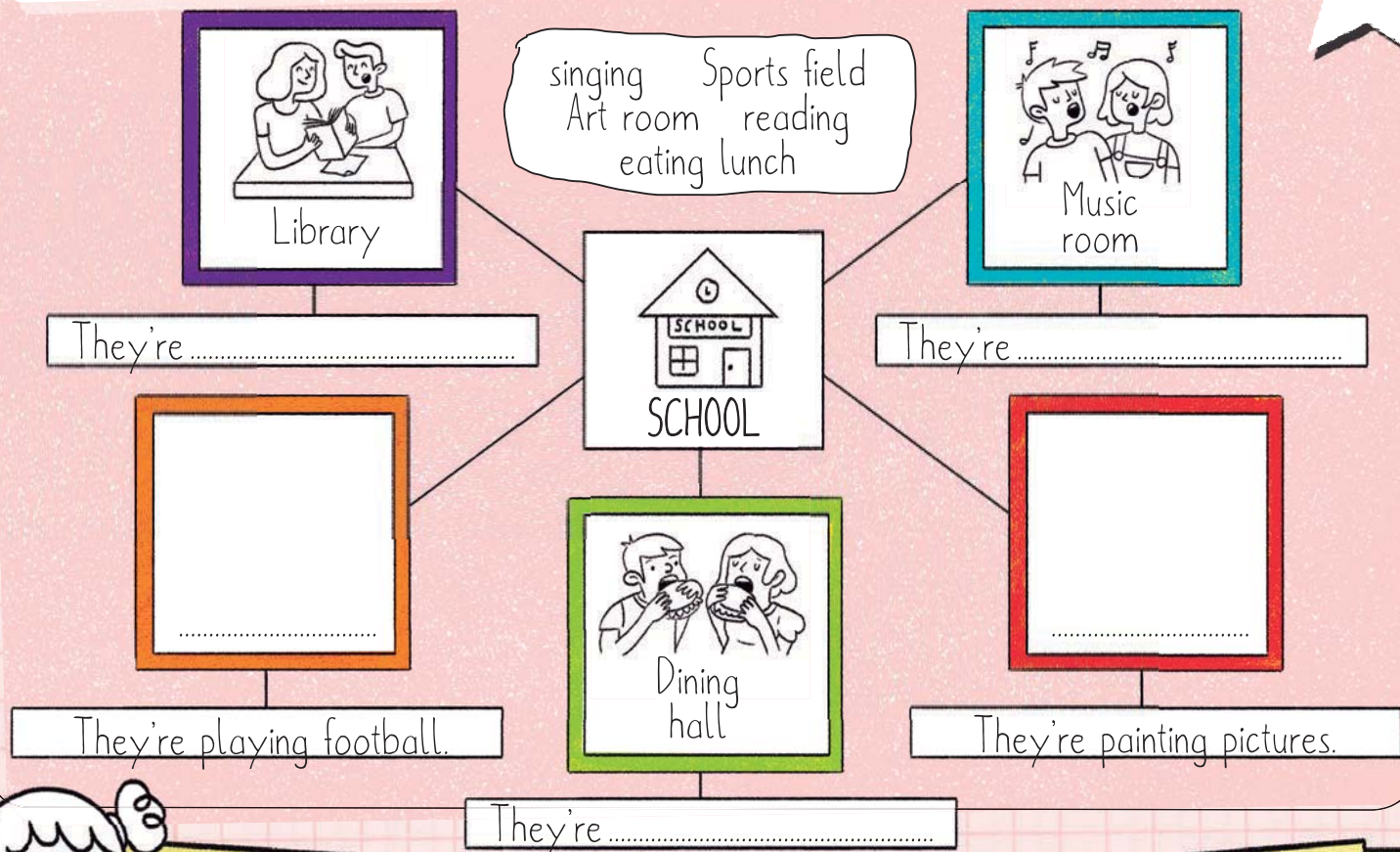
- Read your animal factfile to your family.





## SCHOOL ACTIVITIES

Look, write and draw.



## SUZY'S DIARY

Well done, Suzy! Your bike is very clean!

Join the words and write.

Suzy of is herself  
feeling today proud

Suzy is .....

Read and tick.

I feel proud of myself when I...

- play music.
- draw a beautiful picture.
- solve a Maths problem.



# SUPER EARTH SAVERS

What does the boy learn?

Read the comic and write the words.



Understanding essential information  
Spelling: apostrophes

## Meet the Super Earth Savers! They take care of our Earth.

**names of characters**

I'm Peter. Recycle *catipsl* .....

I'm Bella. Recycle *aerpp* .....

I'm Patrick. Recycle *sgsal* .....

I'm Candy. Recycle *laetm* .....

**the problem**

Don't throw that can in the lake. Recycle!

Yes, put rubbish into bins. It's reused for other things.

Where are the *nsib* .....

**the solution**

But there are *oruf* bins.

Metal, glass, plastic and paper. The *nac* .....

is made of metal.

OK. I put the can in the metal bin.

**the conclusion**

Or you can reuse it.

Yes, you can make new things from recycled materials.

You can use a can...

Thank you!

... to put a flower in it!

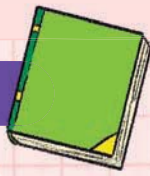
**MAGIC SPELL: APOSTROPHES:** Write the apostrophes and the complete words. Circle the apostrophes in the comic.

it's →       they've got →       don't →

doesn't →       aren't →       can't →

### FUN AT HOME

- Tell your family about the Super Earth Savers.
- Find more apostrophes in a book or magazine.



YOUR TURN!

Draw and write a comic about your Super Earth Savers.

names of characters

the problem

the solution

the conclusion

ARE YOU A FUN KID?

Read and tick.

Now I know...

- how to complete a mind map.
- how to use apostrophes.
- how to write a comic.



Writing tip

Plan your comic before you start.

FUN AT HOME


➤ Read your comic to your family.



A flow diagram

## A BUSY FRIDAY

Read Suzy's routine and write the parts of the day in order. Write and draw the subjects.



## MIKE'S DIARY

Mike has got an A on his Science test! Find the words and write.

R	T	E	S	M	I	K	E	O	P	N
I	S	F	E	E	L	I	N	G	A	L
O	B	S	A	T	I	S	F	I	E	D

Mike i \_ f \_ \_ \_ \_  
s \_ \_ \_ \_ \_  
Good job!

Read and write.  
I feel satisfied when I .....

### SCIENCE TEST

Name: Mike Graham  
Number: 24  
Date: 8<sup>th</sup> November

A

Where do you see these animals?

A) In the jungle. B) In the hotel. C) In the street.	
A) In a desert. B) In the sea. C) In my home.	

Well done Mike!



**LOOK!**

Music: in the morning  
English: in the afternoon  
I have Music **before** lunch and English **after** lunch.

**FUN AT HOME**

➤ Tell your family what you do during the day.



Identifying parts of a letter  
Spelling: ee or ea

## CAMP ADVENTURE

Read and write the parts of the letter.

Then add in the doodles.

MIDDLE  
GREETING  
END  
BEGINNING

**Greeting** Dear Mum and Dad,  
How are you?

I am having a great time at the camp.

Every evening, we go out to the forest to see the nocturnal animals. We are very quiet and can't speak! We usually see an owl in a tree and there are lots of bats. Bats have long teeth! We see foxes but I am very happy we don't see any scorpions. We come back to the camp very late and then we go to sleep.

Write soon. I love to read your letters.  
Suzy



### MAGIC SPELL: EE OR EA

Write ee or ea and complete the crossword.  
Circle more examples in the letter.

see  
 t\_\_th  
 r\_\_d  
 gr\_\_t

			s	e	e



## FUN AT HOME

- Read the letter about the camp.
- Find more examples of words with ee and ea in a dictionary.



# YOUR TURN!

Write your own letter to your family. Use doodles!

## GREETING

Dear

## BEGINNING



I am ...

## MIDDLE

Every ...

## END

Write ...



## ARE YOU A FUN KID?

Read and tick.

Now I know...

- how to order the events in a day.
- how to spell words with **ee** or **ea**.
- how to write a letter.




## Writing tip

Write the correct information in each paragraph.

## FUN HOME

- Read your letter to your family.



A Venn diagram

DAILY ROUTINE

Draw or write. Then complete the Venn diagram.

MORNING MORNING AND EVENING EVENING

get up

clean my teeth

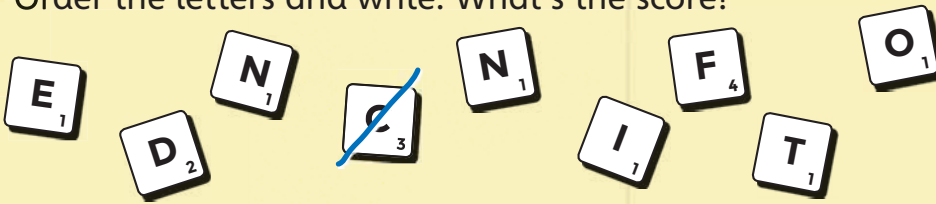
go to bed

have a shower



SUZY'S DIARY

Suzy has won the spelling competition. Order the letters and write. What's the score?





Suzy is feeling **C**<sub>3</sub> <sub>1</sub> <sub>1</sub> <sub>4</sub> <sub>1</sub> <sub>2</sub> <sub>1</sub> <sub>1</sub> <sub>1</sub> about the competition. She's very good at spelling.

Circle what you feel confident about. Complete the sentence.



I feel confident about..... because I.....







Identifying punctuation symbols  
Spelling: *-ty* or *-teen*


# TELLING THE TIME


Read the chat. Add in the punctuation.


● (x3) 📍 (x2) ? (x3) ! (x2)


**Mike** 


 Look at this photo, Suzy.  
What is it





 Wow, Mike! This is a sundial


 A sundial?


 Yes. It's an old way of telling the time. Can you see the numbers


 Yes  they are Roman numbers


 Yes  that's right and the sundial is round like a clock or watch.


 Oh yes


 Can you see the shadow

 Yes, it's pointing to 4. It's 4 o'clock.

 Exactly!


 Cool  Come on, Suzy.  
It's time to go. The film starts at 4.50

 OK. We can be there in 15 minutes.



## MAGIC SPELL: *-TY* OR *-TEEN*

Find the numbers in the wordsnake and write them.



13 *thirteen*      30 .....

14 .....      40 .....

15 .....      50 .....



- Tell your family about a sundial.
- Tell your family all the *-ty* and *-teen* numbers you know.




YOUR TURN!

Write your own chat. Draw and write about something you know.

Mike

call



you

This is a...

Can you see...?

It's very...

It's for...

Writing area with speech bubbles and a notepad.

ARE YOU A FUN KID?

Read and tick.

Now I know...

- how to categorise information.
- how to spell numbers.
- how to write a chat.



Writing tip

Remember to use ? for a question and ! for an exclamation.










FUN AT HOME

Read your chat with your family.



## CRAZY FAMILY!

Draw a family member. Complete the table.

Who?	likes loves	What?	Where?
 My <u>cousin</u>	 likes	 <u>reading</u> books	in the bathroom.
 My .....	.....	 .....	the car in the living room.
 My .....	.....	 .....	the dishes in the garden.
 My .....	.....	 .....	a cake in the bedroom.



## MIKE'S DIARY

Mike is not helping at home. Break the code and write.



1	2	3	4	5	6	7	8	9	10
e	f	g	i	l	m	n	t	u	y

4/'/6 2/1/1/5/4/7/3 3/9/4/5/8/10. I'm not helping at home.

I'm .....

What can Mike do?

He can .....



**LOOK!**

I **do** my homework. I **do** the dishes.  
I **make** my bed. I **make** a cake.

**FUN AT HOME**

What does your family like doing? Ask them.



Reading for specific detail  
Spelling: *c* or *k*

## A FARM VISIT

Read the leaflet and write the words.

Family ticket   drinks   family   Monday   countryside



### Welcome to Valley Family Farm!



A fascinating place to visit in the English .....

Come for a day with your ..... There are lots of things to do!



feeding a lamb

### ★ Attractions

- ➔ Feed lambs and chicks.
- ➔ Go for a walk.
- ➔ Enjoy a play area in the wild.

### 🍴 Facilities

- ➔ Free parking.
- ➔ Picnic area next to a lake.
- ➔ Café with hot ..... and cakes.


### 🕒 Opening times

March - October  
..... to Friday:  
11.00 am to 5.00 pm  
  
Weekends:  
10.00 am to 5.30 pm

### 🎫 Admission

Adults	£5.00
Children (5-17)	£4.00
Children under 5	Free
.....	£13.00
(2 adults + 2 children)	

### 📍 How to find us



We hope to see you soon!

## MAGIC SPELL: C-OR-K

Find, colour and write the words with *c* or *k*. Circle the words in the leaflet.

	K	C	S	
D	I	E	I	K
I	T	I	C	E
K	N	A	R	T
P	C	N	C	S



C	A	K	E	S	



## FUN AT HOME

- Tell your family about the farm in the leaflet.
- Find more words with *c* and *k* in a dictionary.

# YOUR TURN!

Write a tourist leaflet.



A tourist leaflet

[your leaflet title and picture]

## ★ Attractions

.....

.....

.....

.....

## 🍴 Facilities

.....

.....

.....

.....

## 🕒 Opening times

.....

.....

.....

## 🎫 Admission

.....

.....

.....

## 📍 How to find us

.....

.....

.....



## ARE YOU A FUN KID?

Read and tick.

Now I know...

- different home-time activities.
- how to spell some words with *c* or *k*.
- how to write a tourist leaflet.



## Writing tip

Use headings to organise the information in your leaflet.

## FUN AT HOME

- 👉 Read your leaflet to your family.





A tree map

FUN TIME

Look and write the activities for each club.

ACTIVITIES

Music club

Craft club

Sports club

play the guitar

LOOK!

I play the piano, do karate and make models.

SUZY'S DIARY

Today is Suzy's first piano class. Use the letters and write.

i n s t r u m e n t s

l f l g



emotions

Why is Suzy feeling insecure? Tick.

- She can't play the piano.
- She's good at playing instruments.
- She can play the piano.
- She's not good at music.





# MUSIC SUMMER CLUB

Read the advert and match the photos.

Reading for a purpose  
Spelling: capital letters

## COME TO FUN KIDS MUSIC CLUB

Are you ready for some fun this summer?  
Play new instruments from around the world and learn about their history.



### ACTIVITIES

- Play **woodwind** instruments like bagpipes  from Scotland and didgeridoos  from Australia.
- Or what about a **string** instrument? Try a sitar  from Asia, for example or a **percussion** instrument like the castanets  from Europe.
- Do you know which is the first instrument? Come and learn about the **history of music**, too.
- Play in concerts.
- Do games and exciting activities.

**CONTACT** For more info email: [funkidsmusicclub@funkids.co.uk](mailto:funkidsmusicclub@funkids.co.uk)

### INFORMATION

July and August

Mondays, Wednesdays and Fridays

From 10.00 am to 12.00 pm

For children from 7 to 12 years old

Come and have fun!  
Jump into the fun at Fun Kids Music Club!



## MAGIC SPELL: CAPITAL LETTERS

Read the Look! box. Write and colour. Circle examples in the advert. Use the colour code.

P	T	O	<input type="checkbox"/>	Spain
F	A	D	<input type="checkbox"/>	_frica
S	L	N	<input type="checkbox"/>	_uesday
			<input type="checkbox"/>	_ebruary
			<input type="checkbox"/>	_aths

## LOOK!

Places, months, days of the week and school subjects are in capital letters.

## FUN AT HOME

- Tell your family about the music club.
- Find more words in capital letters.



## YOUR TURN!


Write an advert for your club.

(your advert title and picture)



### INFORMATION

.....  
.....  
.....  
.....




### ACTIVITIES

.....  
.....  
.....  
.....  
.....  
.....

### CONTACT

.....  
.....



## ARE YOU A FUN KID?

Read and tick.

Now I know...

- how to classify hobbies.
- how to use capital letters.
- how to write an advert.



## FUN AT HOME

➤ Read your advert to your family.



# AT THE MARKET

A brace map

## FRUITY

Look at the food and complete. Write sentences with *some* or *any*.

FOOD

FRUIT

VEGETABLES

lemons



There **are some** lemons.

There ..... grapes.

There ..... watermelons.

There ..... limes.



## MIKE'S DIARY

Mike has a test tomorrow.

Break the code and write.

☉	♁	♂	♆	♃	●	○	□	◻	◆
a	c	d	e	i	l	m	o	r	w


Mike is feeling ◆◻◻◻♃♁ today.

He isn't feeling ♁☉●○ .....

What do you do when you are worried? Complete.

I've got a test tomorrow. I .....

My grandfather is ill. I .....



**LOOK!**

There **are some** mangoes, but there **aren't any** pears.



## FUN AT HOME

Ask your family which fruit or vegetable they like.




Following a sequence of instructions  
Spelling: plurals  
-s, -es, -ies

## COLOURFUL FOOD

Read the recipe. What colours and food can you see? Write.

### The Veggy Pizza



#### INGREDIENTS

- Pizza base
- Tomato sauce
- Two fresh tomatoes
- Grated cheese
- One carrot
- One asparagus
- Four green peppers

#### INSTRUCTIONS

- **Spread** the tomato sauce on the pizza base.
- **Slice** one tomato and place on the sauce.
- **Grate** the cheese and put on the pizza.
- Slice the other tomato and place two pieces as eyes.
- **Peel** the carrot for the nose.
- Peel the asparagus for the mouth.
- Put the green peppers as hair.
- Cook in the oven for 10 minutes.

**Eat and enjoy!**

### MAGIC SPELL: PLURALS -S, -ES, -IES

Find four fruits and write the plural form.  
Circle an example with **-es** in the recipe above.

-s > lemons

-es > potatoes

-ies > strawberries

coconuts



### FUN AT HOME

- Read the recipe to your family.
- Spell more plural forms to your family.

**YOUR TURN!** Invent a recipe for a fruit pizza. Draw it.

**Recipe name**

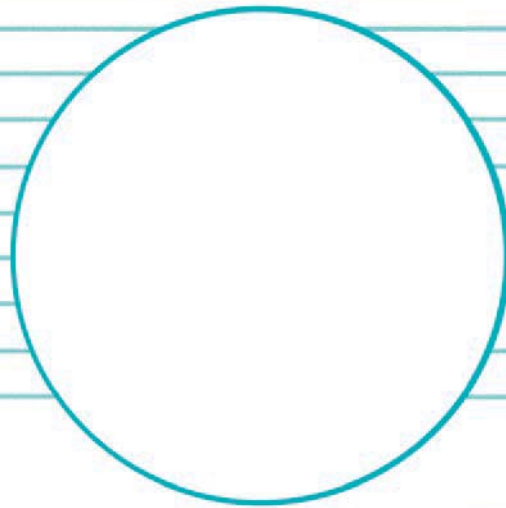
**Ingredients**

**Instructions**

Think of a funny name.

Use fruit, not vegetables.

Use cream cheese or chocolate spread, not tomato sauce.



**ARE YOU A FUN KID?**

Read and tick.

Now I know...

- how to classify fruit and vegetables.
- how to spell the plurals of some words.
- how to write a recipe.



**Writing tip**

Remember to use the imperative for instructions – Spread ~~NOT~~ You spread

**FUN AT HOME**

Read your fruit pizza recipe to your family.





# AT THE BEACH



A double bubble diagram

## FUN AT THE BEACH

Look at the pictures and write the words in the correct place. Answer the questions.



Whose towel is this? It's **Mike's**.

Whose sunglasses are these?  
They're .....

Whose swimsuit is this? It's .....

Whose shorts are these?  
They're .....



## SUZY'S DIARY

Suzy is giving her mum some flowers. Find and circle four feelings. Then complete the sentence.

W	A	W	I	B	E	L	
O	S	G	U	I	L	T	Y
R	D	O	S	S	P	A	C
R	I	O	H	C	I	R	R
I	L	O	V	E	A	N	O
E	S	E	T	U	D	P	U
D	H	U	Q	R	O	T	E
I	N	S	E	C	U	R	E



Suzy is feeling ..... for her mum.

What about you? How can you show love?

I can show love with ..... and .....




# HOLIDAY TIME

Read the magazine article. What are the pictures? Write.


Understanding the main ideas  
Spelling: irregular plurals



## My perfect holiday - WHY I LOVE THE BEACH



### Where and who with?

My perfect holiday is the  .....  
I like going there with my family. We love the beach.

### Activities


You can go swimming in the  .....  
It is a very good exercise!

You can find  ..... on the beach or look for sea creatures, too. Some are symmetrical ones like  .....



I can fly my  ..... and play volleyball on the  ..... It is very good for our feet and legs. I always get very tired!



### Clothes


I can wear my  ..... and T-shirt every day.

### Food

I can eat  ..... and chips and  .....

### My opinion

So a beach holiday is fun and healthy, too!  
That's why I love it.



## MAGIC SPELL: IRREGULAR PLURALS

Put the pieces in the correct place to make plurals. Circle one irregular plural in the magazine article.

child

C	H	I	L				
---	---	---	---	--	--	--	--

woman

W							
---	--	--	--	--	--	--	--

tooth

T							
---	--	--	--	--	--	--	--

mouse

M							
---	--	--	--	--	--	--	--

man

M							
---	--	--	--	--	--	--	--

D R E N  
N H

O M  
E C

E T E

C H I L  
W T M M

E I  
E N

## FUN AT HOME

- Read the magazine article with your family.
- Find more irregular plurals in a dictionary.



A magazine article

**YOUR TURN!** Write a magazine article about your perfect holiday.

## My perfect holiday - WHY I LOVE THE ...

Where - mountains, river, beach, city

Activities

Who with - family, friends

Clothes

Food

Opinion

### ARE YOU A FUN KID?

Read and tick.

Now I know...

- how to classify objects.
- how to spell the irregular plurals of some words.
- how to write a magazine article.



### FUN AT HOME

- Tell your family about your perfect holiday.

