

CAMBRIDGE

Special Edition for Spain

GUESS WHAT!

Andalusia
Booklet

3

UPDATED EDITION

Better
Learning

GUESS WHAT!

Andalusia Booklet



UPDATED EDITION

Contents



	Introduction	3
1	Famous people from Andalusia	4
	Two award-winning chefs	4
2	Famous places in Andalusia	6
	Where is Flamenco from?	6
	What do you recommend?	7
3	Lifestyle and culture	8
	Healthy habits	8
	Create a healthy menu	9
4	Technology and sustainability	10
	Urban cycling in Seville	10
	Cycling and tourism in Jaén	11
5	Say it with me	12
	The sound /ɔː/	12
	The sounds /ə/ and /ɜː/	14



Introduction

The *Andalusia Booklet* is specifically designed for children using **Guess What! Updated Edition** in Andalusia. This booklet provides an opportunity to explore different aspects of life in their autonomous community via English.

Children read about a variety of topics based on the region:

- Famous people from Andalusia
- Famous places in Andalusia
- Wildlife and Nature
- Lifestyle and Culture

Tasks include colouring and drawing, projects, responding to comprehension questions, and opportunities for speaking and writing.

In addition, **Guess What! Updated Edition** promotes the key competencies that children should acquire in Primary Education, following the National curriculum for the teaching of English in Spanish Primary schools. You will see icons that correspond to the key competencies on each page of this Booklet.



Creative Thinking



Learning to Learn



Critical Thinking



Emotional Development



Social Responsibilities



Digital Literacy



Collaboration



Communication

The booklets have additional Fact boxes that inform students as they work through the material. Each section of the *Andalusia Booklet* is mapped to key competences set out by the Spanish Primary curriculum.

Fact

Further information related to a topic or surprising facts that are new to students.



Fact

Over 500,000 birds live in Doñana in winter!

Useful language

English words and phrases for speaking and writing.

Useful language

What's your favourite food?
My favourite food's ...
Do you like ...
Yes, I do. No, I don't.

Find out more

Short online research tasks to deepen knowledge of a topic and promote collaboration through group work.



FIND OUT MORE

Choose a habitat in Andalusia to investigate online. Make a list of plants and animals that live there.

Say it with me

The **Guess What! Updated Edition Andalusia Booklets** include a *Say it with me* section with pronunciation tasks to present and practise individual sounds and phonemes that are challenging for Spanish speakers of English.

Get it right!

In Levels 5 and 6, the *Andalusia Booklets* also include a *Get it right!* section with exercises that review and consolidate grammar, vocabulary and spelling to highlight and correct mistakes commonly made by Spanish speakers of English.

Famous people from Andalusia

Two award-winning chefs


- 1  Read the fact files. Look for more information online and add one more fact for each chef.

FACT FILE

Dani García
Born: 30 December 1975 in Marbella
Training: Culinary School, La Cónsula, Málaga
Restaurants: Babette, Lobito de Mar, Leña, Bibo, Smoked Room, Dani Brasserie
Favourite dishes: Tomato popcorn with baby shrimp; Ravioli pasta with oxtail
Awards: Three Michelin stars
TV shows: *Hacer de Comer*, *MasterChef*
Social responsibilities: Dani works with a team of chefs to create recipes and videos of easy, healthy recipes for families. They also visit schools to talk about healthy eating and exercise.



FACT FILE



Celia Jiménez
Born: 19 February 1976 in Córdoba
Training: Culinary School, La Cónsula, Málaga
Experience: Owner of Restaurant Celia Jiménez in Córdoba, Head chef at El Lago in Marbella and Head chef at Córdoba Culinary School.
Favourite ingredients: Iberian pork, partridge (*perdiz*) and cod (*bacalao*); olive oil, fruit and vegetables from Andalusia
Awards: First woman in Spain to win a Michelin Star.

2 Find the names of these foods in the fact files.



3 Read again and say 'yes' or 'no'.

- 1 Dani is older than Celia.
- 2 Dani and Celia like cooking with fish.
- 3 Celia always cooks with vegetables from Andalusia.
- 4 Dani enjoys working on TV programmes.
- 5 Dani teaches families how to make healthy recipes.

4 Talk about your favourite dishes from Andalusia.

My favourite dish from Andalusia is *perol cordobés*.



I like it because it's delicious.

My uncle makes it in October, for San Rafael.

The ingredients are rice, meat, green peppers, onion, garlic, tomatoes and saffron.

I love eating outside with my family.

Useful language

My favourite dish from Andalusia is ...
My ... makes ...
The ingredients are ...
I like ...
I love ...

FIND OUT MORE

How many chefs in Andalusia have Michelin stars?



Famous places in Andalusia

Where is flamenco from?

1 Read and say 'yes' or 'no'.

Flamenco

Flamenco is a style of dance and music from Andalusia. It has singing, dancing and **clapping**. Finger **clicking** is also important in flamenco. Flamenco musicians play the guitar, the *cajón* and the castanets.

Girls wear beautiful dresses that move as they dance. Boys wear black trousers and white shirts. Everyone wears special shoes that make a lot of noise when the dancers **stamp** their feet. Flamenco shoes are also an **instrument**!

Many children in Andalusia learn to dance flamenco when they are very young. How about you?



- 1 Flamenco comes from Asturias.
- 2 There is no clapping in flamenco.
- 3 Flamenco has several different instruments.
- 4 The girls wear special dresses.

Glossary

clapping *clicking*
instrument *stamp*

2 Look and say. What are the people doing?



The Japanese love flamenco. There are more flamenco schools in Japan than in Spain.

Fact

What do you recommend?

1 Think about your city or town. What places can you visit?

2 Read, think and say. Where do the people live?

There is a big cathedral in my city. It has got one tower, not two!

In my city, there's a guitar museum. It's called *Museo Antonio de Torres*.

You can visit the dock and see replicas of three famous ships.

3 Look, read and match the photos to the texts.



1 This is a very special place. It's a beautiful palace in the city where I live. Kings and queens lived here before. It has beautiful gardens and open courtyards.

Juan

2 This is my favourite building in the city where I live. It's a tall bell tower and it's very old. It comes from the time when Andalusia was Al-Andalus and part of Moorish Spain. It's more than 100 metres high.

María

3 This is the cathedral in the city where I live. I love this building. It's a very big building and I love going inside. It has Moorish and Christian architecture.

Sofía



FIND OUT MORE

Where is this famous building?
Can you visit it?

Lifestyle and culture

Healthy habits

1 Look, think and answer. What are the healthy habits?



2  Look, read and match with the photos in Activity 1.

1 Sport is popular in Andalusia – football, basketball, tennis and water sports. I love skiing in Sierra Nevada!! b

2 Computers and the internet can be very useful, but limit the time you spend looking at a screen. A lot of screen time can hurt your eyes.

3 We all need rest. It's the way our bodies recover from our daily activities. In summer, it's very hot and difficult to sleep at night. I usually have a siesta at the weekend!

4 It's important to have a balanced diet. Eat healthy food like vegetables, fish and salad. They have a lot of nutrients and are good for you. Andalusia produces lots of fresh fruit and vegetables.

5 Pizza tastes good and it's OK to eat sometimes. Try not to eat junk food too often because it doesn't have the nutrients your body needs.


Create a healthy menu



- 1  Read the menu and write the healthy foods.

Project



First course	Second course	Dessert
Croquettes	Fried fish and chips	Ice-cream
Gazpacho	Garlic chicken	Melon
Mixed salad	Tortilla de patata	Alfajores



- 2  Create a healthy menu with a partner. Choose three foods for each course.
- 3  Decorate your menu with pictures of the food or patterns from Andalusia.



People in Andalusia eat a Mediterranean diet. It consists of fish, olive oil, fruit and vegetables. It's one of the healthiest diets in the world!

Fact

Technology and sustainability

Urban cycling in Seville

Seville: A cycling city!

Do you cycle to school? Or do you go by car or bus? Travelling by bike is better for our health and cleaner for our cities. But in many towns, you never see any cyclists. In Seville, you see them every day.

In 2007, there weren't many bikes or cycle paths in the city. Today, things are different. Seville has more kilometres of cycle paths than Valencia, Barcelona or Madrid. In fact, Seville has got 160 kilometres of cycle paths!

If you haven't got a bike, you can borrow one. There are over 2,500 bikes and 260 charging stations available. You must pay a deposit to use the service, but trips shorter than 30 minutes are free.

Every year, more and more people travel by bike. Lots of them celebrate the Day of the Bicycle on 24 April. What about you? How often do you ride a bike?



1 Find the numbers. Why are they important?

24 30 160 260 2007 2,500

2 Read and say 'yes' or 'no'.

- 1 You never see cyclists in Seville.
- 2 Seville is a good city for bikes.
- 3 There are 16 kilometres of cycle paths.
- 4 You must have a bike.
- 5 The Day of the Bicycle is in May.



FIND OUT MORE

What happens on the Day of the Bicycle?

3 Make a poster for the Day of the Bicycle.

Hi, I'm Lola. I'm from Jaén.



Cycling and tourism in Jaén

Let's go cycling!

I always go cycling at the weekend. Sometimes, I go cycling in a National Park with my family. Jaén has got four Natural Parks! Shall I tell you about my favourite cycling route?

It's a circular route. You start and finish in the same place, La Iruela. It's a small village with an old castle, near the town of Cazorra. Get ready to see more castles, a monastery and the source of the Guadalquivir river. There are also some beautiful waterfalls.

It's not an easy route. It's 58 km long and you climb over 2,500 metres! Don't worry, you can also do the trip in a 4x4 vehicle.

I love riding my bike! Remember, you must always wear a helmet. And you mustn't forget to take water and snacks with you. You can use a map on your phone. Have fun!



1 Read. Answer the questions.

- 1 How often does Lola go cycling?
- 2 Who does she go cycling with?
- 3 Is La Iruela a village, town or city?
- 4 What can you see in La Iruela?
- 5 What must you take with you?

2 Work in pairs. Ask and answer.

- 1 How often do you go cycling?
- 2 Do you live in a village, town or city?
- 3 What do you like doing with your family?


3 Plan a cycle route in your region.

Useful language

You start ...
It's a village / town / city.
You can see ...
There is / are ...
You finish ...
You must / mustn't ...

Say it with me

1  Listen and repeat.



/ɔ:/

Or, or, or
The ball's on the floor.

2  Listen, point and repeat.

a



hawk

b



walk

c



talk

d



naughty

e



sporty

f



water

g



claw

h



paw

i



story

j



horse

3  Listen and say the chant.

We walk and we talk.
We talk and we walk.
But if you gawk when you walk
Or squawk when you talk
That's naughty and haughty.

We talk and we walk.
We walk and we talk.
We never gawk when we walk
Or squawk when we talk.
We're not naughty, we're just sporty.



Say it with me

/ɔ:/

1 Look and say the words.


a



b

14

c



d



e



f



2 4 Listen. Read and say the odd one out.

- | | | | |
|-----------|-------|---------|----------|
| 1 walk | talk | naughty | home |
| 2 hawk | cat | story | four |
| 3 talk | small | mouse | claw |
| 4 naughty | paw | food | water |
| 5 who | floor | sparty | daughter |
| 6 fall | ball | horse | bag |

3 Look and say.

A tall horse.

a



b



c



Say it with me

1 5 Listen and repeat.



/ə/

A teacher, a driver,
A doctor, a farmer,
A brother, a sister,
A mother, a father.



/ɜ:/

There were thirty
dirty shirts
And thirteen purple
skirts.

2 6 Listen, point and repeat.

/ə/



banana



sofa



flower



spider



caterpillar



garden

/ɜ:/



bird



worm



girl



nurse



purple



curly

3 7 Listen and read. Act it out.

Knock, knock!

Who's there?

Oscar.

Oscar who?

Oscar stupid question,
get a stupid answer!



Knock, knock!

Who's there?

Ammonia.

Ammonia who?

Ammonia bird in a skirt!



Say it with me

/ə/

/ɜ:/

1 Read and point to the sounds.

banana

zebra

teacher

purple

nurse

worm

2 Listen and check.

3 Play the battleship game.

Rules

- 1 Place a small object on 5 of the squares. These are your ships.
- 2 Guess where your partner's ships are.
- 3 Say one word with /ɜ:/ and one word with /ə/ each turn.

	/ɜ:/	bird	worm	purple	nurse	curly
/ə/						
banana						
zebra						
spider						
caterpillar						
garden						

4 Read and choose. Then listen and check.

Every day my (1) **brother** / **friend** plays with his toy (2) **spider** / **snake** in the (3) **garden** / **bedroom**. He feeds him (4) **caterpillars** / **flies**. Then he takes his (5) **monster** / **robot** to the kitchen to have (6) **lunch** / **dinner**.

Every day (7) **Earl** / **Paul** plays with his toy (8) **bird** / **lion** in the (9) **dirt** / **grass**. He feeds it (10) **beetles** / **worms**. Then he dresses his toy in a (11) **blue** / **purple** (12) **jumper** / **T-shirt** and takes it to the (13) **circus** / **cinema**.

ENGLISH FOR SPANISH SPEAKERS

The ENGLISH FOR SPANISH SPEAKERS editions help Spanish-speaking learners overcome the difficulties they face when learning English. This is achieved by integrating our expert knowledge of Spanish speakers with information taken from the unique *Cambridge English Corpus*.

Our in-depth understanding of Spanish-speaking learners is the result of extensive research carried out by our locally-based editorial team and is clearly evident in our ENGLISH FOR SPANISH SPEAKERS editions. This guarantees that the topics and activity types are relevant to Spanish-speaking learners of English, with a focus on areas of language which are typically problematic. Extra support is also provided for teachers of Spanish speakers through detailed teaching notes and specifically-designed ideas for the classroom.

The *Cambridge English Corpus* is a multi-billion word collection of written and spoken English. It includes the *Cambridge Learner Corpus*, a unique bank of exam candidate papers. Our authors study the Corpus to see how English is really used, and to identify typical learner mistakes. We use this system to identify which words, grammar patterns or language structures cause the most problems for Spanish-speaking students learning English. As a result, ENGLISH FOR SPANISH SPEAKERS editions are able to confidently address the common mistakes that Spanish-speaking learners make, and give extra practice and tips to avoid these typical errors.

www.cambridge.es/ess

Acknowledgements

The authors and publishers acknowledge the following sources of copyright material and are grateful for the permissions granted. While every effort has been made, it has not always been possible to identify the sources of all the material used, or to trace all copyright holders. If any omissions are brought to our notice, we will be happy to include the appropriate acknowledgements on reprinting and in the next update to the digital edition, as applicable.

Key: U = Unit.

Photography

All the photos are sourced from Getty Images.

U1: Elena Pimukova/iStock/Getty Images Plus; Dimitris66/iStock/Getty Images Plus; Svetlana Ivanova/iStock/Getty Images Plus; fotoember/iStock/Getty Images Plus; Marat Musabirov/iStock/Getty Images Plus; Serhii Tychynskyi/iStock/Getty Images Plus; kazoka30/iStock/Getty Images Plus; Santiago Bañón/Moment; **U2:** Pedro Jose Garcia Flores/Getty Images Plus; Nontawat Thongsibsong/EyeEm; Hans Neleman/Stone; frantic00/iStock/Getty Images Plus; Elizabeth Fernandez/Moment; romkul/iStock/Getty Images Plus; Zu Sanchez Photography/Moment; Craig Pershouse/The Image Bank; WillSelarep/E+; Henryk Sadura/Moment; **U3:** Burcu Atalay Tankut/Moment; Imgorthand/E+; Burke/Triolo Productions/The Image Bank; Laura Olivas/Moment; Tara Moore/Stone; **U4:** Mike Kemp/Tetra images; Education Images/Universal Images Group; mixetto/E+; neirfy/iStock/Getty Images Plus; mammuth/E+; **U5:** soberve/DigitalVision Vectors.

Front and back cover photography by Getty Images.

Illustrations

Adrian Barclay, c/o Beehive; Andrew Painter; Anthony Rule; Bryan Beach, c/o Advocate Art; FLP; Gwyneth Williamson, c/o Beehive; James Walmesley, c/o Graham Cameron Illustrations; Jenny Nightingale, c/o Sylvie Poggio; Julian Mosedale, c/o Beehive; Ken Oliver, c/o Art Agency; Laszlo Veres, c/o Beehive; Lisa Smith; Mark Ruff le, c/o Beehive; Mark Turner, c/o Beehive; Sue Woollatt, c/o Graham Cameron Illustrations; Trevor Metcalfe c/o Art Agency.

Cover illustration by Collaborate Agency.

Audio

Audio produced by Craig Stevenson BraveArts S.L.

Design and typeset

Darío Pérez Catalán

Many thanks to Howard Appleby and Jennifer Murray for their contributions to the content of this Booklet.