

Guess! What!

Home Booklet **1**

Vicky Bewick

 **CAMBRIDGE**
UNIVERSITY PRESS

CONTENTS



INTRODUCTION page 3

LETTER TO THE FAMILY page 3

VISUAL MAP page 4

HELLO! page 6

SCHOOL page 8

TOYS page 10

FAMILY page 12

AT HOME page 14

MY BODY page 16

FOOD page 18

ACTIONS page 20

ANIMALS page 22

TREASURE HUNT page 24



INTRODUCTION

About the booklet

Guess What! Home Booklet has interesting and fun activities, including cross-curricular topics (CLIL), designed to encourage children's curiosity about the world, while they learn to communicate in English. It also provides opportunities for children to develop their social skills by exploring values and emotions, as well as the basic competences necessary in Primary Education, following the National Curriculum for the teaching of English in Spanish primary schools.

The characters

In Levels 1 and 2 the units are based around the Fun Family. They introduce the unit to the children by asking them to find a hidden object.



Common European Framework and Cambridge English

Guess What! Home Booklet has been written to coincide with the Common Reference Levels of the Common European Framework (CEF), and with the three levels of Cambridge English: Young Learners.

GUESS WHAT! LEVELS	COMMON REFERENCE LEVELS OF THE COMMON EUROPEAN FRAMEWORK (CEF)	CAMBRIDGE ENGLISH: YOUNG LEARNERS
1, 2 and 3	Towards Level A1	Cambridge English: Starters
4, 5 and part of 6	Level A1	Cambridge English: Movers
6	Towards Level A2	Cambridge English: Flyers

For further information, please see: www.cambridgeenglish.org

LETTER TO THE FAMILY

Dear Family,

Welcome to **Guess What! Home Booklet**, the games booklet for you and your child to revise English in a fun way at home, and to show you what your child has learnt in class. The booklet is organised into nine different topics.

We invite you to take part in your child's experience of learning English. You don't need to have a good level of English to do this. It is your support and enthusiasm that will keep your child motivated.

You can find this letter translated into different languages and the answer key to the **Guess What! Home Booklet** here: www.cambridge.es/guesswhat

We hope you and your child have fun in English with **Guess What! Home Booklet!**

Your child's English teacher

At the beginning of each unit, your child is asked to find a **hidden object** somewhere in the double-page. When they find it, they go to the **Treasure hunt page** (page 24) at the back, tick it and colour it in the **Treasure map**.

Enjoy the unit **poem** at home with this activity. Your child reads the poem and does the activity.

This activity practises **vocabulary and grammar**. After finishing the activity, encourage your child to read out their answers. You can also ask them questions, or encourage them to say sentences about themselves, as appropriate.

This activity recaps on different **emotions**. Your child will do it with the 'help' of a friendly alien called **Alan**. Ask your child to show you their answers. You can also talk about situations when your child may feel that emotion, and positive ways to handle it.

MY BODY

Where's the ?

MONSTER CRAZY

How many can you count?
Write.




1


△


☆


☁


◻

FUN AT HOME

- ☞ Think of a monster and describe it to your family.
- ☞ Read the poem with your family.

THIS IS ME!

Read the poem and circle the creature.



This is me! This is me!
I've got blue hair.
And I haven't got green hands.
I've got four legs.
And three yellow arms.
This is me! This is me!



ALAN

THE ALIEN IS FEELING CHEERFUL TODAY!

Draw and trace.



I feel cheerful.

Icons will help you identify the kind of activity you are doing.

-  A writing activity
-  A reading activity
-  A finding activity
-  Emotions activity
-  Fun at Home activity
-  Self-evaluation activity

This second page is focused on interesting **cross-curricular (CLIL) topics**. You can ask your child questions about the pictures – or you may tell your child to ask you some questions!

Through this **comprehension activity**, your child will relate the cross-curricular topic to their home and life outside school.

At the bottom of each page, you'll find the **Fun at home** section. It suggests simple ideas for you and your child to communicate in English.

This is a **self-evaluation activity**. Look at the pictures with your child and read the **Now I know ...** statements. Ask your child whether that statement is true for them, and if it is, to trace around the pictures and colour them in. Ensure you offer lots of praise: it is important for your child to value their own progress.

I USE MY SENSES!

Trace what Mum Fun says.

I see with my eyes.
The sense is sight.



WHAT SENSE IS IT? Can you match the senses?
Then draw one thing from your home.

hearing

touch

smell

sight

taste

ARE YOU A FUN KID?

Look, trace and colour.
Now I know...

the parts of the body

the five senses

FUN AT HOME

- What are the five senses in English?
- Make sentences about your senses.


HELLO!



Where's the  ?


A FUN KID PASSPORT


Join the Fun Kid adventure.
Complete, draw and colour.



ALAN THE ALIEN IS FEELING HAPPY TODAY!



What makes you happy  ? Draw.



GREETING COLOURS

Who is who? Read and colour.



Hello Mrs Red.
How are you today?

I'm fine Mr
Blue, and you?

This is
Mr Green.

And this
is Mrs Pink.



Goodbye, Mrs Red.

Goodbye,
Mr Blue.
Nice to see
you too!

FUN
AT HOME

- ⊗ Read the greeting dialogue with your family.
- ⊗ Count backwards (10, 9, 8, ...).



My name is

I'm  years old.


My favourite colour's 





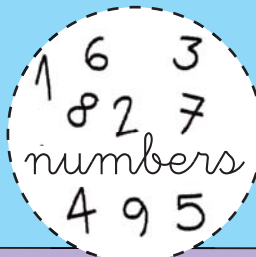
WHAT COLOUR IS IT?

Find a green animal!
Tick ✓ the correct box.

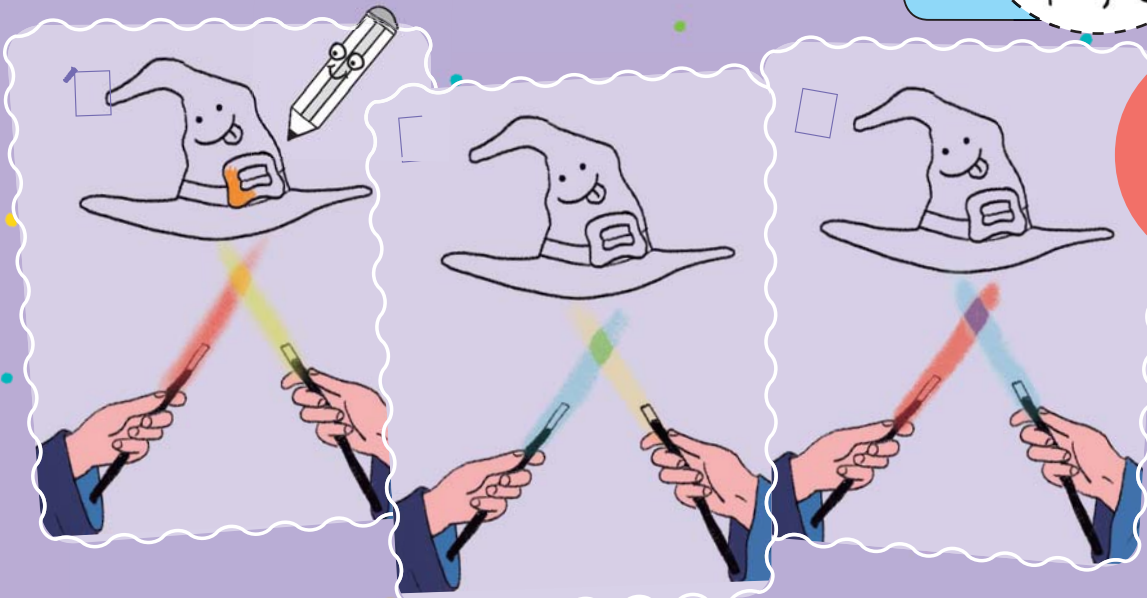


ARE YOU A FUN KID?

Look, trace and colour.
Now I know...



COLOUR MAGIC Help the wizards make new colours! Mix and colour the hats.



FUN AT HOME

- ⌚ Think of more animal colours with your family.
- ⌚ How do you make orange, purple and green?



HOW MANY?

What's in your bedroom?
Count and write the number.



MY CRAZY CLASS

What a mess! Read and circle.



Let's play! Let's play!
Quickly, find what I say!
Four green pens.
Two brown doors.
Three yellow desks.
And a big white board!

ALAN THE ALIEN IS FEELING CONFIDENT TODAY!

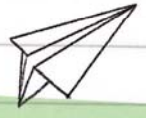

Who is confident? Circle.



FUN AT HOME

- ⊗ Read the poem with your family.
- ⊗ What's your favourite classroom object?





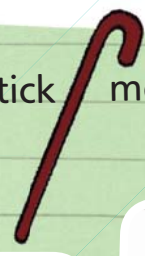
WHAT MATERIAL IS IT?

What's Granpa Fun's stick made of?

Circle the material.



Look at my stick!



A MATERIAL WORLD

What material is it? Colour the frames. What have you got? Tick ✓.


Materials



plastic



glass



wood



ARE YOU A FUN KID?

Look, trace and colour. Now I know...

school items



materials



FUN AT HOME

- What materials can you find in your bedroom?
- Make a plastic or wood toy with your family.

Where's the  ?



HAPPY BIRTHDAY!
SISTER FUN!

Follow the path.
Circle the presents for Sister Fun.


WHAT IS THIS?

It's your birthday!
Read and write.

Look at this!
A present for me!
Is it a ball?
Or is it a bike?
Is it a doll?
Or is it a kite?
What's this?
Can you guess it?



This is a _____



ALAN THE ALIEN IS FEELING THANKFUL TODAY!

What makes you thankful? Tick ✓.





FUN
AT HOME

- ⊗ Tell your family about Sister Fun's presents.
- ⊗ Read the poem with your family.



IS IT ELECTRIC?



Match only the electric pairs of toys.



ELECTRIC OR NOT?

Circle the odd one out.

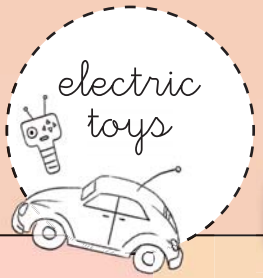

Draw your electric and non-electric toys.



My electric and non-electric toys

ARE YOU A FUN KID?

Look, trace and colour. Now I know...




FUN


AT HOME

- ⌚ Show your electric toys to your family.
- ⌚ Find non-electric toys at home.


FAMILY



HAPPY FAMILY!
Look at The Fun Family and number them.



- 1 mum
- 2 brother
- 3 sister
- 4 dad




- 5 uncle
- 6 grandpa
- 7 aunt
- 8 cousin
- 9 grandma



FAMILY FUN

Read the poem and complete.
Then write the names.

aunt
grandpa
cousins



Is that your mum's sister?
Yes, she is Lilly my
Is that your dad's dad?
Yes, he's my Brad.
And who are those children?
They are my
Jo and Jack.



ALAN THE ALIEN IS FEELING LOVE TODAY!

Draw something that you love.



I love



- 🕒 Say the names of your family members.
- 🕒 Read the poem with your family.

WHAT CONTINENT IS IT?

Where are they? Follow the lines


and trace the words.



Asia



Africa



Antarctica



Australasia

A BIG WORLD

Where do you live? Trace the word and draw the line.



This is Europe.
I live here.



ARE YOU A FUN KID?


Look, trace and colour.

Now I know...



FUN AT HOME

- ⊗ Say the continents to your family.
- ⊗ Where are you on the map? Show your family.




CODE BREAKING

Can you break the code?
Match the words with the pictures.



Key
 = a
 = e
 = i
 = o

	b	□	d	r	□	□	m			
	k	□	t	c	h	□	n			
	l	□	v	□	n	g	r	□	□	m
	g	□	r	d	□	n				



WHERE'S MY LITTLE DOLL?

Read the poem and draw the doll.

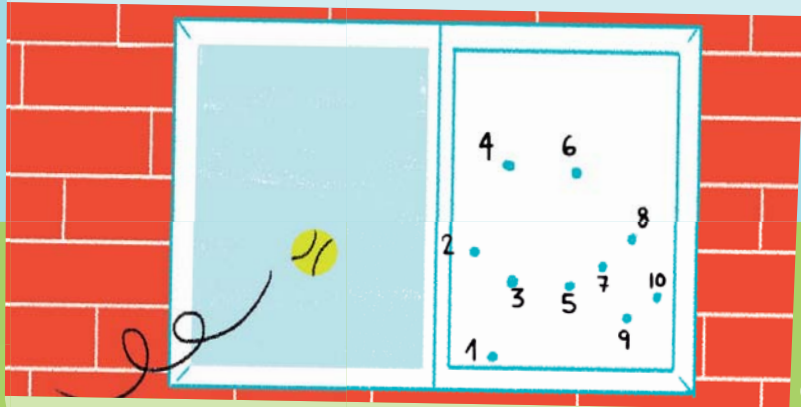


Where's my little doll?
 She's not on the table.
 She's not under the chair.
 Look! She's sitting, very happy...
 On my bed!



ALAN THE ALIEN IS FEELING SO SORRY TODAY!

Why? Join the numbers 1-10 and guess.



FUN AT HOME


- ⊗ Name the rooms in your home.
- ⊗ Read the poem with your family.



WHAT SHAPE IS IT?

Look at the pictures.


Circle the word.




square / circle



triangle / circle



circle / square



triangle / circle

ARE YOU A FUN KID?

Look, trace and colour.

Now I know...



the rooms in a house



shapes





HOME SWEET HOME

Find all the shapes in one

minute! Count and write.



There is  c _ _ _ e.

There are  t _ _ n _ l _ s. s _ _ r _ s.

FUN AT HOME


- Read the different shapes to your family.
- What shapes can you find in your bedroom?



Where's the ?

MONSTER CRAZY

How many can you count?
Write.




THIS IS ME!

Read the poem and circle the creature.




This is me! This is me!
I've got blue hair.
And I haven't got
green hands.
I've got four legs.
And three yellow arms.
This is me! This is me!



ALAN THE ALIEN IS FEELING CHEERFUL TODAY!

Draw and trace.

I feel cheerful.



FUN AT HOME

- Think of a monster and describe it to your family.
- Read the poem with your family.

I USE MY SENSES!

Trace what Mum Fun says.

I see with my eyes.
The sense is sight.



WHAT SENSE IS IT?

Can you match the senses?

Then draw one thing from your home.

hearing

touch

smell

sight

taste




ARE YOU A FUN KID?

Look, trace and colour.

Now I know...

the parts
of the body



the five
senses



FUN
AT HOME

- What are the five senses in English?
- Make sentences about your senses.



SHOPPING LIST Find and circle the food. Which food is not on the list? Write.

- milk
- water
- bread
- chicken
- orange juice
-
-
-
-



HUNGRY MONSTER

Complete the words. Read and draw the food for the monster.



I only like yellow food.
I don't like orange, red or green food.
Yummy, yummy yellow food!



o r a n g e s



e _ _ s



_ r p l _ s



c _ e e _ e

_ a _ a _ as



ALAN THE ALIEN IS FEELING CALM TODAY!

Look, choose and write.



water



a tree

..... makes me feel



FUN AT HOME

- ⊗ Tell your family about your favourite food.
- ⊗ Read the poem with your family.



WHERE IS FOOD FROM?

Plants or animals? Read and trace.



Food is from plants.
People eat tomatoes.



Food is from animals.
People eat eggs.



LOOK AT MY FRIDGE!

What's in your fridge? Draw and label.

milk oranges apple juice fish lettuce meat

plants

animals

ARE YOU A FUN KID?

Look, trace and colour.


Now I know!!!



FUN AT HOME

- ⌚ Make more sentences about what people eat.
- ⌚ Look inside your fridge. Where is the food from?

ACTIONS



FUN IN THE PARK

Read and trace.
Guess who it is and match.


Sarah can climb.

Lucy can ride a bike.

Joe can paint.

Tom can sing.


MOVE YOUR BODY! Read and colour. What can you do? Tick ✓.



Move your body! This is fun!
I can swim, jump and run.
Move your body! This is fun!
Can you draw, sing and dance?

ALAN THE ALIEN IS FEELING SCARED TODAY!

What makes you scared?
Draw and write.



makes me

FUN AT HOME

- ☞ Tell your family the activities that you can do.
- ☞ Mime an action and ask your family to guess what it is.

WHAT'S THE NUMBER? Do the sums and match.

$$5 + 4 = \bigcirc$$

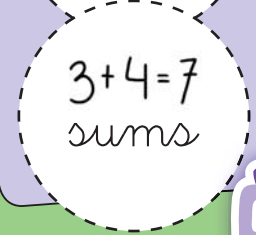
$$6 - 4 = \square$$



ARE YOU A FUN KID?

Look, trace and colour.

Now I know...




NUMBER FUN Draw different things. Make picture sums for your family.

4		+	2		=	6	
5		-	2		=		
3		+	6		=		
7		-	2		=		

FUN AT HOME


- Read the sums with your family.
- Do more sums with real objects.



ANIMAL RIDDLES



Can you guess the animal? Read and match.



I've got a long neck and long legs.

I am long and I haven't got legs.


I am big and grey.

I've got four legs and a long tail. I'm black and white.



DRAW ALION

Read and finish the pictures.




- 1 Draw a head and a mane
- 2 Draw two front legs and paws
- 3 Draw two back legs and a tail
- 4 Draw the face with eyes, a nose, a mouth and ears and colour.



ALAN THE ALIEN IS FEELING ANGRY TODAY!

Draw and colour an angry face. Write.



FUN AT HOME

- Say five animals in English to your family.
- Draw your own lion with your family.



ANIMALS MOVE!

Look and write the words in the table.



walk wings slither ~~fly~~ legs

		
fly		

WHERE ARE THE ANIMALS?

Find and circle the eight animals. Use different colours for fly, walk or slither.



ARE YOU A FUN KID?

Look, trace and colour.

Now I know....



animals



how animals move

FUN AT HOME

- Think of more animals that fly, walk or slither.
- Show your family how some animals move.



TREASURE HUNT



TREASURE MAP

Tick ✓. Then find and colour the objects.

