




Draw it!

Team A

| | |
|--|--|
|  She's good at flying kites. | The dinosaurs were grey.  |
| Do you like drawing? | The mobile phone is more expensive than the torch.  |
| There isn't any cheese. | Yesterday I watched a film. |
| I wash up at half past six. | Did you eat pizza at the weekend? |
| The bus station is opposite the school. | It's going to be rainy on Thursday. |

Team B

| | |
|---|---|
| He's good at climbing trees. |  The dinosaur was big. |
| Do you like listening to music? | The laptop is bigger than the walkie-talkie. |
| Is there any chicken? | Yesterday I played tennis. |
| I take the dog for a walk at half past seven. | Did you go to school on Monday? |
| The clock is below the window. | It's going to be cloudy on Thursday. |

Draw it!

Teacher's notes

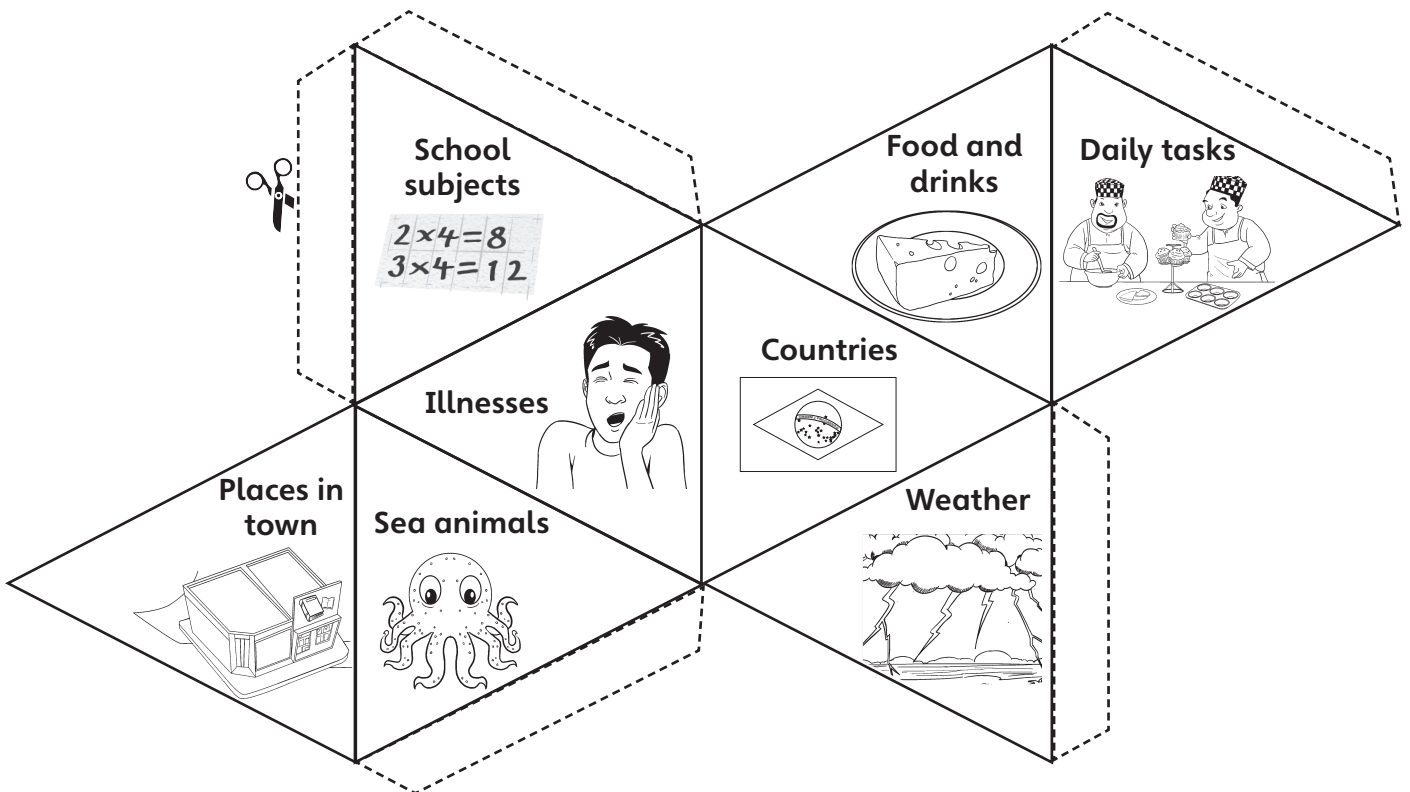
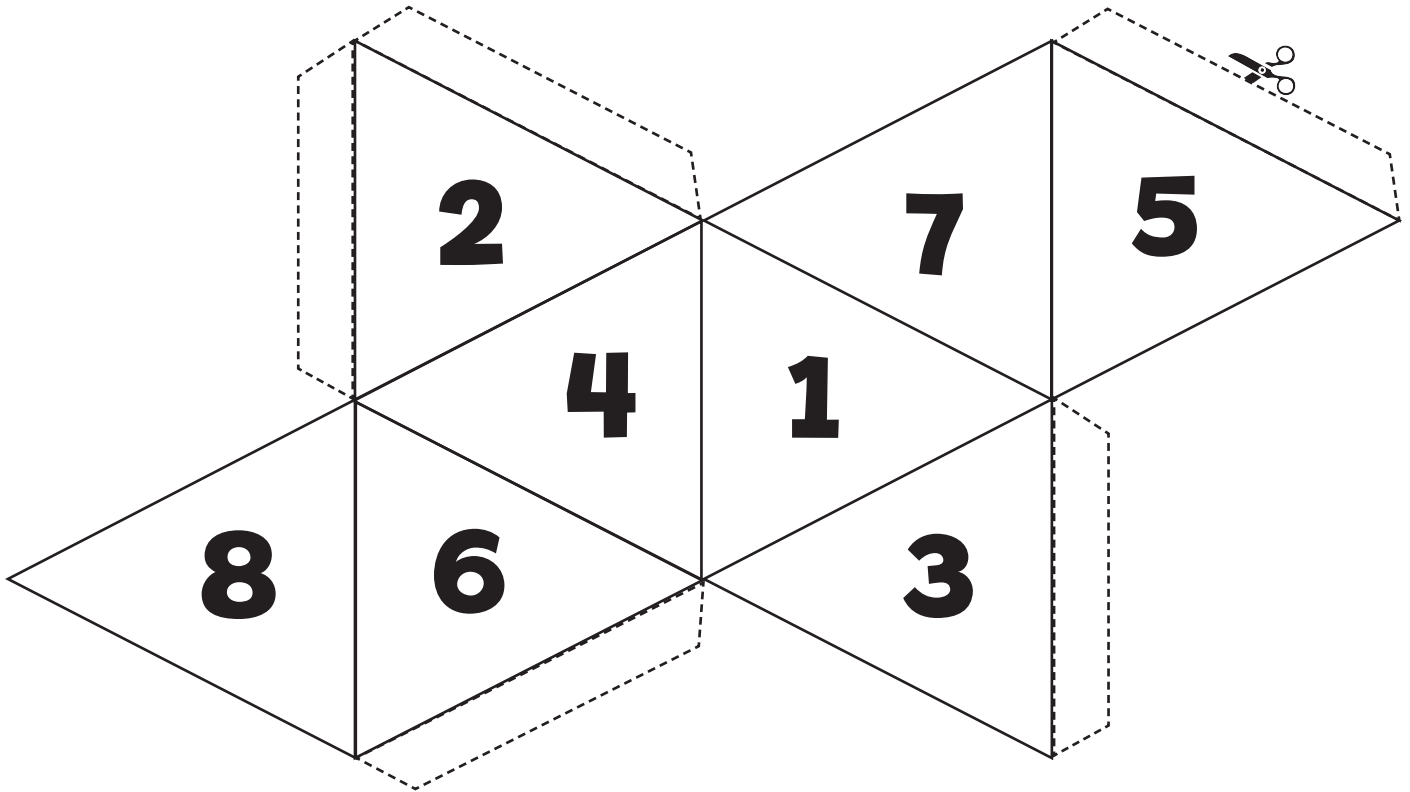
You will need: A copy of the worksheet, scissors.

- Divide the class into two teams, Team A and Team B.
- Cut out all the cards on the worksheet and give each team their set of ten.
- Each team places their cards face down in a pile on the table. Students take it in turns to pick up a card and draw a picture for the other students in their team to guess the sentence. Give an example on the board before you begin, and explain the rules: students cannot speak or write any words, but they can draw symbols, Tu for Tuesday, question marks, etc.
- Once a team member guesses the sentence correctly, the next player takes their turn to draw.
- The first team to guess all the sentences correctly is the winner.

Extension activity:

This game could also be played as a mime activity.

Throw and say



Throw and say

Teacher's notes

You will need: A copy of the worksheet for each student, coloured pens or pencils, scissors, glue.

- Divide the class into small groups.
- Give each student a copy of the worksheet to colour in and cut out.
- Show students how to make their two eight-sided dice.
- Students take it in turns to throw their picture eight-sided dice and their number eight-sided dice. The number on the dice tells them how many objects they must say from the vocabulary group shown on the other dice.
- If the student is able to say the number of vocabulary items required, they are awarded a point. It is then the turn of the next player.
- The game finishes after a time limit you have set, or, alternatively, when a player has completed every group of vocabulary.
- Keep the two eight-sided dice for future classes.

Extension activity:

Ask students to write the words instead of saying them.