







# Find the robber

<b>Finish</b>	yesterday / time / robber / What / did / the / escape / ?		<b>Throw again</b>
<b>Fwd 2 spaces</b>		He must /musts / to must run quietly.	He had boots but / because / so it was rainy.
	He wasn't / weren't / being sitting in the train station.	<b>Miss a turn</b>	He was reading when the train arrived ____ ten ____ Sunday.
<b>Throw again</b>	He didn't use / used / using to be a doctor.		He was the oldest / older / more older of the men.
The book which / where / who he's reading is a newspaper.		<b>Start again!</b>	He'll fly / flying / flies to an island next week.
<b>Start</b>	<b>Fwd 1 space</b>	How ____ money has he got?	

# Find the robber



## Teacher's notes

**You will need:** A copy of the worksheet for each group of students, coloured pens or pencils, dice, counters.

- Divide the class into small groups.
- Give a copy of the worksheet to each student. If students wish, they can colour it in.
- Hand out a dice and counters to each group. Explain that the aim of this game is to find a robber.
- Explain the basic rules: Students throw the dice and follow the instructions on the square they land on, identifying the vocabulary and answering the questions. If they cannot answer the questions correctly they miss a turn.
- The first student to reach 'Finish' and find the robber is the winner.

# What is it?

## Team A

 <b>Journalist</b> newspaper stories write	<b>Shield</b> protect knight carry
<b>River</b> water long mountain	 <b>Rucksack</b> bag back carry
<b>Moustache</b> hair face nose	<b>Wings</b> two fly open
<b>Trumpet</b> music play wind	<b>Telescope</b> look far stars
<b>Raft</b> boat wood rope	<b>Fire Engine</b> emergency services firefighter

## Team B

<b>Photographer</b> newspaper camera take	 <b>Helmet</b> knight head wear
<b>Lake</b> water fish boats	<b>Escalator</b> stairs up down
<b>Beard</b> hair face mouth	<b>Tongue</b> mouth open long
<b>Tambourine</b> skin hit music	<b>Astronaut</b> someone space travels
<b>Fire</b> wood warm dangerous	<b>Ambulance</b> emergency services paramedic

# What is it?

## Teacher's notes

**You will need:** A copy of the worksheet, scissors.

- Divide the class into two teams.
- Either cut up the worksheet yourself, one set of cards for each team, or ask students to cut up the part of the worksheet for the opposite team (so they don't see the words).
- Students put their team's set of cards face down in a pile on the table. They take it in turns to pick up a card. They look at the word on the card, and use the three clues to help them define the word to the other team members. Once a student has guessed the word correctly, another player takes a turn.
- The first team to correctly guess all the words is the winner.