

## Teacher's notes

Pupils must use English to communicate while they play. Teach/revise some essential phrases beforehand, e.g. *Whose turn is it? It's my turn. You're the winner.*

Arrange the class in small groups of three or four pupils.

Each group needs a dice and counters. Alternatively a spinner and coins can be used.

Explain the following rules. This can be done by example:

- To start, pupils all throw the dice / spin the spinner. The player with the highest number starts. The player to the left takes the next turn. Play continues in this direction.
- Pupils go around the board saying and/or spelling the word illustrated on each space they stop on.
- If pupils are unable to say and/or spell a word they must go back to their previous stop.
- The first pupil to reach 'Finish' is the winner.

### Key:



Miss your turn.



Move forward 4 spaces.



Move back 2 spaces.





The player to the right takes the next turn. Play continues in this direction.


# Review





30 Finish


29 


28 


27 


26 


25 


24 


23 


22 


21 


20 


19 


18 


17 


16 


15 


14 


13 


12 


11 


10 

9 


8 


7 


6 

5 

Start

1 

2 

3 

4