

Science

Plants or meat?



1 Look at the animals. Complete the table.



dog



~~horse~~



hippo



cat



crocodile



monkey



mouse



elephant



snake




parrot



giraffe



tiger



Herbivore	Carnivore
horse	




Science

Favourite foods



1 Look at the foods. Complete the table.

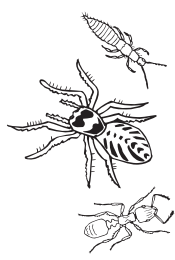


meat

fish



grass



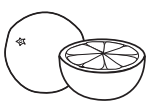
insects



nuts and seeds









water plants



fruit



Animal	Favourite food
 meat






Science

LESSON TOPIC

Herbivores and carnivores

LESSON TITLE

What do animals eat?

CONTENT FOCUS

What different animals eat

COMMUNICATION FOCUS

Describing what animals eat:

A(n) xxx is a herbivore/carnivore.

What does a(n) xxx eat?

A(n) xxx eats ...

COGNITION FOCUS

Classification

Level: 1

Age range: 6–7

Time: 45–60 minutes

Materials:

Worksheets 1 and 2

Flashcards of food (optional to pre-teach if required)

Poster paper, pens, magazines, scissors, glue (optional follow-up activity)

Before class

Photocopy worksheets, one per pupil.

Make food flashcards (if required).

In class

Warmer

Guess the animal. 5 minutes

- Read out the riddles below. Pupils guess which animal each riddle is about. Take one guess from a pupil after each part of the riddle. If they are right, say: *Let's keep listening to be sure.* Complete each riddle for them to hear the pattern.

*I eat plants. (guess) I am big and grey. (guess) I have got four legs and a long nose (trunk if already introduced). (guess) What am I? **An elephant.***

*I live on a farm. I am good for riding. I have got four legs and a long tail. I eat grass. What am I? **A horse.***

*I live in water. I eat small animals. I am very big and long. I am green or brown and I have got a very, very big mouth with many sharp teeth. What am I? **A crocodile.***

*I live in the jungle. I eat fruit. I have got a long tail. I love climbing and swinging in the trees. What am I? **A monkey.***

What do animals eat? 10 minutes

- Ask pupils: *Who's got a pet? What does your pet like to eat? Do you eat the same food as your pet? Why / Why not?*
- Say: *Today, we are going to think about what different animals eat.*
Explain: *We eat to help us get the energy we need and animals are the same. Every activity an animal does needs energy. Giraffes need energy to run; monkeys need energy to climb; children need energy to play. We all get our energy from the food we eat. Some animals eat only plants; they are called **herbivores**. Other animals eat meat and are called **carnivores**. If they eat both they are called **omnivores**.* Write the words: herbivores, carnivores and omnivores on the board as you say them.
- Say: *Let's practise saying these words. How many sounds are there? (Three.)* Indicate the different syllables with the words on the board. Ask: *Which sound is the strongest?* Say the words and clap your hands or bang the table on the strong first syllables. Draw a small circle above the first syllable of each word on the board:

○
Car/ni/vores

○
Om/ni/vores

○
Her/bi/vores

- Drill the words.
- Concept check by asking: *What is it if it eats meat / if it eats plants?*

Worksheet 1 – Plants or meat?

Classifying and recording new information

1 Look at the animals. Complete the table. 10 minutes

- Distribute worksheet 1. In pairs, pupils classify the animals in the photos according to what they eat. They copy the names of the animals onto the table.
- Fast finishers could draw a picture of each animal in the table.
- Check answers.

Key:

Herbivores: **mouse; horse; giraffe; elephant; monkey; hippo; parrot**

Carnivores: **dog; cat; crocodile; snake; tiger**

Worksheet 2 – Favourite foods

2 Look at the foods. Complete the table. 20 minutes

- Say: *Now that you know if the animal eats meat or plants, let's learn more about what they eat.*
- Depending on pupils' prior knowledge, consider introducing the food vocabulary before the worksheet. This could be done from flashcards of the items.
- Divide pupils into groups of four. Distribute worksheet 2. Each table (group of four) should be given one worksheet. They try to guess what the answers are from the pictures and words along the top.
- Ask: *What does a fish eat? (It eats plants.)* Check all the answers.

Key:

Dog: **meat**; hippo: **grass, water plants**; mouse: **nuts and seeds**; monkey: **insects, fruit, nuts and seeds**; cat: **meat, fish**; horse: **grass**

Follow-up (optional)

Make a poster. 15–20 minutes

- In groups (or whole class) make a poster with the animals grouped according to what they eat. Pupils can draw or find and cut out pictures of the animals, and write or draw the food according to ability. Use the poster as a reference to ask and answer questions.