


1 Questions and short answers



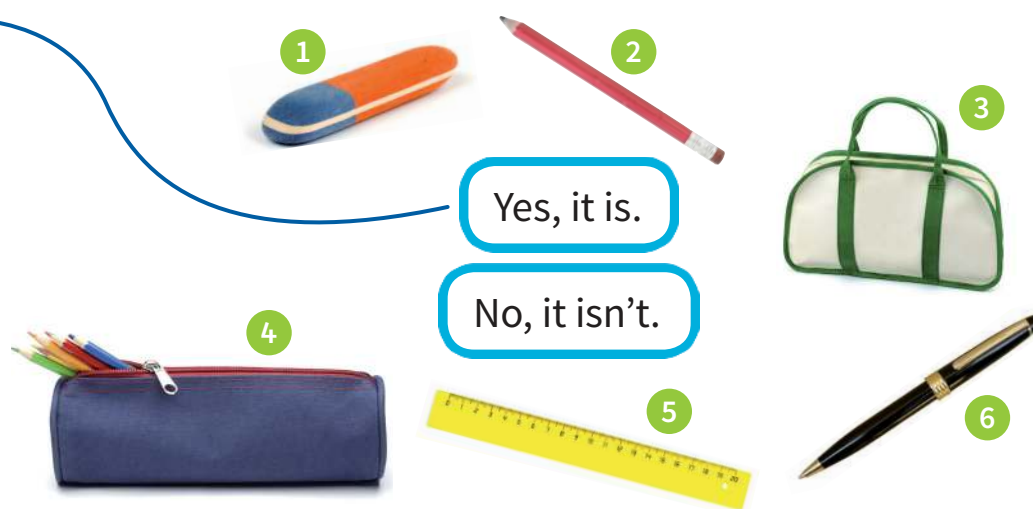
Language focus

Use **What's this?** to ask about objects and **It's a ...** to answer.
Use **Is it ... ?** to ask about objects and **No, it isn't** / **Yes, it is**
to give short answers.

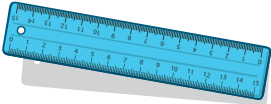
What's this? It's a pencil. Is it a pen? No, it isn't. / Yes, it is.


1 Look at the pictures. Match the questions with the responses.


- 1 Is it a rubber?
- 2 Is it a pencil?
- 3 Is it a desk?
- 4 Is it a pencil case?
- 5 Is it a ruler?
- 6 Is it a bag?




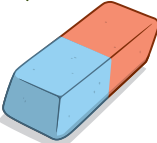
2 Match the questions with the responses.

1 

2 

3 

4 

5 

What's this?

Is it a pen?

Is it a pencil case?

What's this?

Is it a bag?

a Yes, it is.

b No, it isn't. It's a rubber.

c No, it isn't. It's a pencil.

d It's a notebook.

e It's a ruler.

3 Write questions and answers.

1 this / What's / ?
What's this?
a / It's / desk / .

2 rubber / it / Is / a / ?
is / Yes, / it / .

3 it / notebook / Is / a / ?
isn't / it / No, / .

4 this / What's / ?
a / It's / bag / green / .

5 this / What's / ?
a / desk / yellow / It's / .

Imperatives



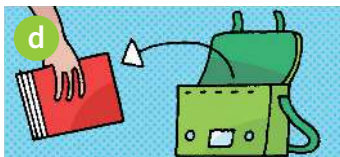
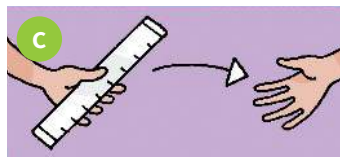

Language focus

Use **imperatives** to give instructions.

Open your book, please.	Pass me a ruler, please.
Sit at your desk, please.	Close your bag, please.
Put away your book, please.	Take out your ruler, please.

1 Match the sentences with the pictures.

- | | | | |
|-------------------------------|---------------------------------------|--------------------------------|--------------------------|
| 1 Close your bag, please. | <input checked="" type="checkbox"/> b | 4 Pass me a pen, please. | <input type="checkbox"/> |
| 2 Pass me a ruler, please. | <input type="checkbox"/> | 5 Take out your ruler, please. | <input type="checkbox"/> |
| 3 Take out your book, please. | <input type="checkbox"/> | 6 Open your bag, please. | <input type="checkbox"/> |



1

2 Complete the sentences with the words from the box.

Put Turn Pass Open away ~~Pass~~

1  Pass me a pencil, please.

2  _____ your books, please.

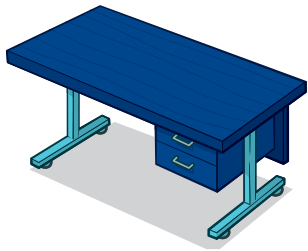
3  _____ around.

4  _____ your rubber on your head.

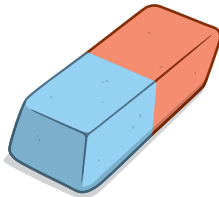
5  _____ me a ruler, please.

6  Put _____ your bags, please.

3 Look and write.



1 Open your bags, please. 2 Sit at _____. 3 Close _____, please.



4 Pass _____, please. 5 Take _____, please. 6 Put _____, please.

Reading: a comic strip

1 Read the text and draw lines.

Look at the desk. It's a mess. What's this? Is it your blue pen, Jane?

Is it your red ruler, Sam?

Yes, it is.

No, it isn't. This is my green pencil case.

Put away your ruler.

Is it your blue book, Fred?

Is it your pink rubber, Kim?

Yes, it is.

Is it your book, Mia?

Yes, it is. It's my blue book.

No, it isn't. This is my yellow pencil.

Put away your book.



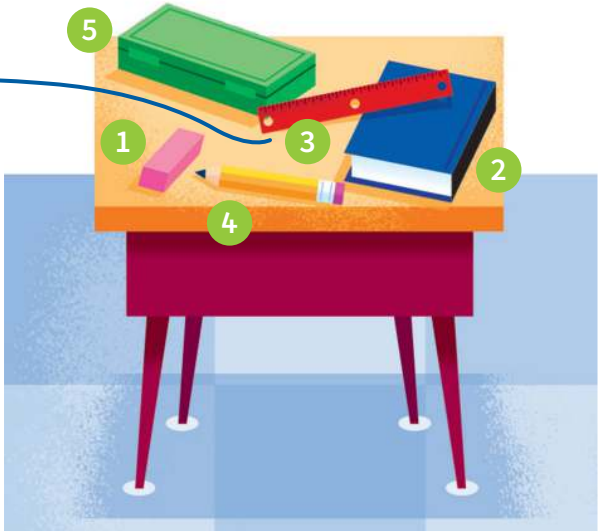
Sam



Fred



Kim



Mia



Jane

Writing1

1 What objects are on your desk and in your classroom?

a black book

2 Write a story. Draw pictures.

Listening: classroom objects

1 03 Listen and tick ☒ the correct picture.

1

a

☒

b

☐

2

a

☐

b

☐

3

a

☐

b

☐

4

a

☐

b

☐

5

a

☐

b

☐

6


a

☐

b

☐

2 04 Look at the box. Listen and do the actions.



1
Speaking

1 Look and write. Then ask and answer.

What's letter 'a'?

It's a pen.

a



pen

b



c




d



2 Draw three classroom objects.

3 Work with a friend. Talk about your classroom objects.

What's this?



It's my pencil case. It's orange.