



CAMBRIDGE  
UNIVERSITY PRESS



CAMBRIDGE ENGLISH  
Language Assessment  
Part of the University of Cambridge

# Cambridge English




# FUN

for  
*Flyers*



**Additional  
resources  
for teachers  
Third edition**

**Anne Robinson  
Karen Saxby**



# Contents

<b>Unit 3</b>	Spots and stripes	Extension for activity C: Flag designs to colour	3
<b>Unit 7</b>	Moving and speaking	Pictures for activity A	4
<b>Unit 13</b>	What horrible weather!	Extension activity Cards for activity E	5
<b>Unit 14</b>	Are you hungry? Thirsty?	Food weblinks	6
<b>Unit 15</b>	What's for dinner?	Animal weblinks	6
<b>Unit 16</b>	Let's have a picnic!	Situation cards for activity D	7
<b>Unit 17</b>	A day's work	Game: The alphabet jobs challenge	8
<b>Unit 18</b>	Time and work	Job cards for activity E	9
<b>Unit 19</b>	Answer my questions	Question cards for activity E	10
<b>Unit 34</b>	John stays in hospital	Extra activity	11
<b>Unit 35</b>	What's it made of?	Extension for activity G Cards for activity F	12 13
<b>Unit 42</b>	Holiday news	Extra activities	14
<b>Unit 56</b>	Fun and games	Game: Alphabet quiz	16

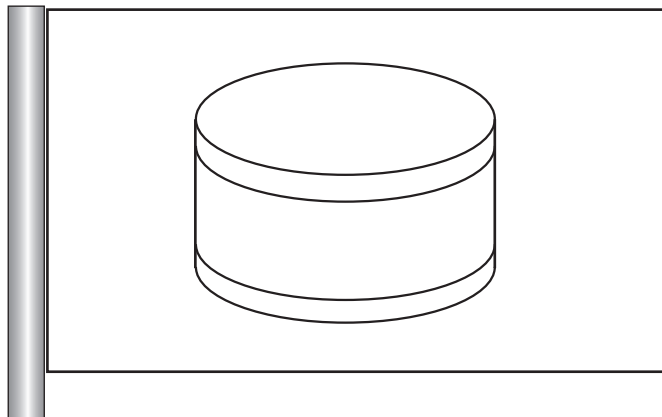
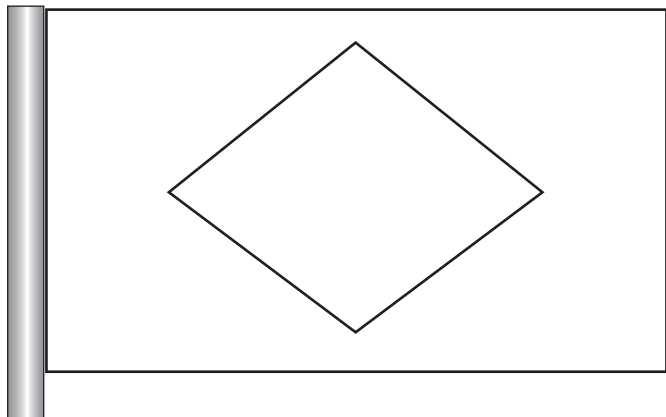

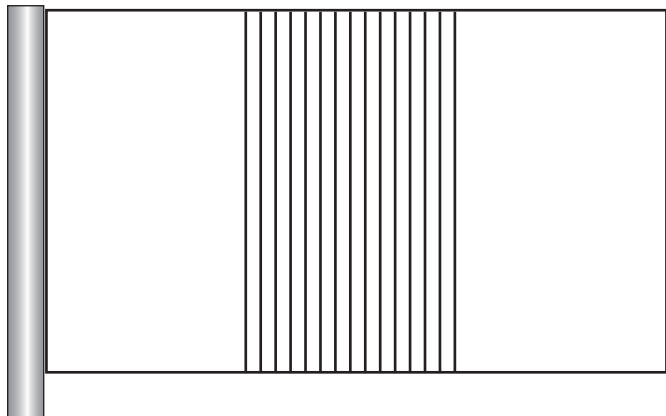
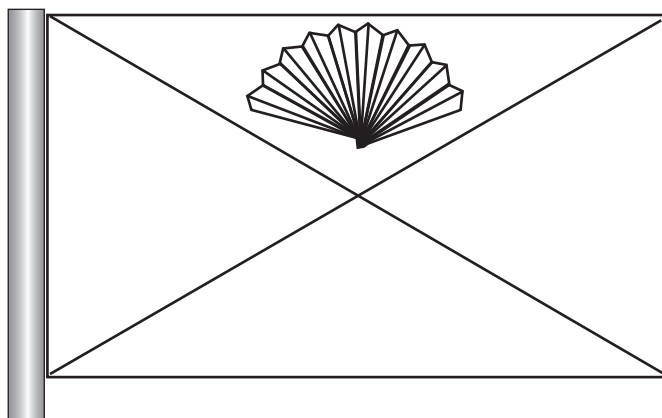
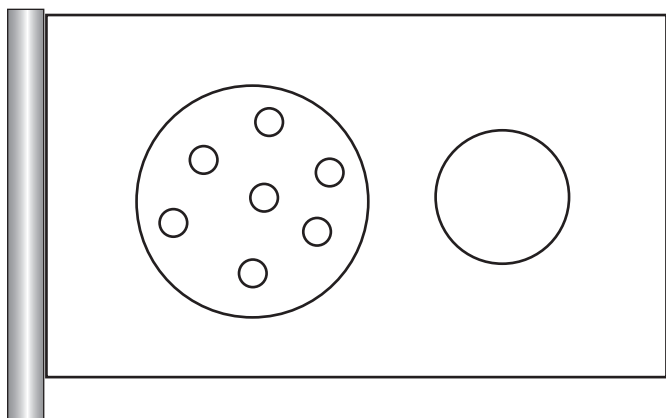
These pages include additional photocopiable activities, games and ideas to go with the Units listed above. They also include any resources referred to in the Teacher's Book (e.g. pictures, word cards and so on). We also give you links to websites you might find useful when teaching certain topics.

Please remember:

The publishers have no responsibility for the persistence or accuracy of URLs for external or third-party internet websites referred to in this publication, and do not guarantee that any content on such websites is, or will remain, accurate or appropriate. Information regarding prices, travel timetables, and other factual information given in this work is correct at the time of first printing but the publishers do not guarantee the accuracy of such information thereafter.


# 3 Spots and stripes

Colour these flags! You choose the colours.



# 7 Moving and speaking

## Pictures for activity A



# 13 What horrible weather!

## Extension: Now let's move in different kinds of weather!

- Say: *You have to walk somewhere now, but what's the weather like outside? Is it easy, fun, difficult or dangerous to be outside? Show how you would walk in different kinds of weather.*

Learners stand up and get ready to mime walking in different kinds of weather.

Say: *It's raining.* (Learners could mime putting up their hoods, opening an umbrella, splashing through the puddles, etc.)

*It's a really windy day.* (Learners have difficulty walking in the wind, they could mime holding on to the wall, losing a hat, etc.) Continue in the same way, saying:

*It's very hot. / It's very cold. / It's snowing. / It's foggy. / There's ice on the ground. /*

*It's night. / There's no moon, so it's very dark. You can't see, so walk carefully! /*

*The sun is really bright today. You're not wearing sunglasses!*

**Note:** You will need space for this activity. Take learners to a big room or to the playground if possible.

## Cards for activity E



Robert	Sue
Michael	Vicky
playground	jacket
storm	weather
rain	wet

# 14 Are you hungry? Thirsty?

## Food weblinks

Here are links to websites where you can get information on different types of food, where they come from, and so on.

### Chocolate

<http://www.fieldmuseum.org/Chocolate/>

### Fruit and vegetables

Fresh for Kids: Australian website with links to click on for information on fruits.

[http://www.freshforkids.com.au/fruit\\_pages/fruit.html](http://www.freshforkids.com.au/fruit_pages/fruit.html)

Same site for vegetables

[http://www.freshforkids.com.au/veg\\_pages/veg.html](http://www.freshforkids.com.au/veg_pages/veg.html)

### Pasta

<http://www.ilovepasta.org/public/kids-corner>

### Pizzas

<http://www.michigan.gov/kids/0,1607,7-247-49067-53822--,00.html>

### Rice

<http://www.fao.org/rice2004/en/kids.htm>

# 15 What's for dinner?

## Animal weblinks

Here are links to websites with information on foods different animals eat.

### Animals

Extreme Science – world records for animals

<http://www.extremescience.com/creatport.htm>

BBC

<http://www.bbc.co.uk/nature/>

Shedd aquarium

<http://www.sheddaquarium.org/Animals--Care/Animal-Facts/>

# 16

Let's have a picnic!

## Situation cards for activity D



You're carrying a bowl of hot soup.

You're eating a bowl of rice with chopsticks.

You're eating pasta with a fork.

You're putting salt and pepper on your food.

You're drinking a very small glass of water.

You're cutting bread with a knife.

You're putting some water from a bottle into a glass.

You're carrying two cups of hot chocolate.

# 17 A day's work

## Game: The alphabet jobs challenge

Note: You might like to show learners how to add *-er* or just *-r* to some verbs to make more 'job' words. They already know *teacher*, *painter*, *singer*, *driver*, etc. Add: *cleaner*, *climber*, *dancer*, *ice skater*, *skier*, etc. You might also like to teach useful words like *designer*.

- Divide the class into groups of 3–4. Say: *Write all the letters from 'a' to 'w' on a piece of paper. Put the letters in a line. Put 'a' at the top, then 'b' under 'a' until you get to 'w'. That will be the last letter at the bottom of your page.*
- Each group has to write a job for each letter. Set a time limit (10 minutes) or stop after a group has found a job for each letter. Encourage them to be creative with their ideas!
- Check answers by asking learners from each group to write up the jobs on the board. The winning group is the one that has found most jobs for all the different letters.

### Suggested answers:

<b>a</b> astronaut, actor, artist, ambulance driver	<b>l</b> lorry driver
<b>b</b> businessman/woman, bus driver	<b>m</b> mechanic, model
<b>c</b> cook, clown, computer engineer	<b>n</b> nurse
<b>d</b> dentist, doctor, dancer	<b>o</b> office worker
<b>e</b> engineer	<b>p</b> painter, photographer, pilot, policeman/woman, postman
<b>f</b> farmer, fireman/woman, footballer, film star	<b>q</b> queen
<b>g</b> gardener, golf player	<b>r</b> robot engineer
<b>h</b> helicopter pilot	<b>s</b> secretary, singer, sailor
<b>i</b> ice skater	<b>t</b> tennis player, taxi driver
<b>j</b> journalist	<b>u</b> university teacher
<b>k</b> king	<b>v</b> vet
	<b>w</b> waiter



# 18 Time and work

## Job cards for activity E



<b>actor</b>	<b>artist</b>	<b>astronaut</b>
<b>bus driver</b>	<b>clown</b>	<b>cook</b>
<b>dentist</b>	<b>doctor</b>	<b>engineer</b>
<b>farmer</b>	<b>footballer</b>	<b>headteacher</b>
<b>journalist</b>	<b>mechanic</b>	<b>nurse</b>
<b>photographer</b>	<b>pilot</b>	<b>policeman</b>
<b>policewoman</b>	<b>secretary</b>	<b>singer</b>
<b>tennis player</b>	<b>waiter</b>	

# 19 Answer my questions

## Question cards for activity E



What's your favourite colour?	Have you ever won a competition or a race?
What job would you like to do?	Can you play the guitar?
How often do you go to the cinema?	Can you ski?
What did you do last night?	Who's your favourite singer?
What's your favourite hobby?	Who's the best footballer in the world?
What time do you usually go to bed?	Where did you go on holiday last year?
What's your favourite month of the year?	How do you spell your surname?

# 34

## John stays in hospital



1 Read the story and underline all the people in the story.

Who did this? Choose the right ending (a-f).

- |   |                                  |   |   |
|---|----------------------------------|---|---|
| 1 | ..... took John to hospital?     | a | a famous sports star                    |
| 2 | ..... ran to tell John's mother? | b | the nurses                              |
| 3 | ..... came to visit John?        | c | the other children who were in hospital |
| 4 | ..... were friendly and kind?    | d | the ambulance driver                    |
|   |                                  | e | one of his friends                      |
|   |                                  | f | the other students in his class         |

2 Which different things did these two people do?

Write letters next to each person.

- |   |                |             |   |                                 |
|---|----------------|-------------|---|---------------------------------|
| 1 | the footballer | .....a..... | a | plays in John's favourite team. |
| 2 | John           | .....       | b | got some Maths homework.        |
|   |                |             | c | listened to music.              |
|   |                |             | d | has been on TV.                 |
|   |                |             | e | came to visit the ill children. |
|   |                |             | f | watched football matches on TV. |
|   |                |             | g | brought presents and a tree.    |

### Key

1 Who? 1 - d, 2 - e, 3 - f, 4 - b, c

2 Write letters. 1 the footballer - d, e, g 2 John - b, c, f

# 35

## What's it made of?



Look at the picture. Write words for the things in the picture on the lines.

- 1 We put a letter or card in this before we post it. ....
- 2 This can help you see if you can't turn on a light when it's dark. ....
- 3 You might need one of these if you want to open the door of your house. ....
- 4 When one of your friends has a birthday, you can send them this. ....
- 5 These are made of wool, and you can put them on your hands when it's cold. ....
- 6 In some parts of the world, people use these to eat rice. They are usually made of wood or plastic. ....
- 7 You use this to cut food like bread, cheese and meat. ....
- 8 You can buy this every day and it tells you about things which are happening in the world. ....
- 9 You can use one of these to help you draw straight lines. ....
- 10 People put foods like soup or salad inside one of these. ....

### Key

- 1 an envelope 2 a torch 3 a key 4 a card 5 gloves  
6 chopsticks 7 a knife 8 a newspaper 9 a ruler 10 a bowl

# 35 What's it made of?

## Extension for activity G

### What did I write about?

- Write on the board:

*a ring, an umbrella, a comb*

*It's made of silver. I wear it on my right hand. My friend gave it to me for Christmas.*

*Ask: Which thing is this: a ring, an umbrella or a comb? (Learners: a ring)*

- On a piece of paper, each learner writes down three things they have in their school bag, pocket or at home.

Below the list of three things, learners write 2–3 sentences about each thing.

**Note:** Tell learners to write their sentences in a different order to the 3 objects on their list.

- Learners pass on their list and sentences to another learner who has to say which object each group of sentences describes.

## Cards for activity F



### Find things in this room that:

- 1 are longer than one metre
- 2 have corners
- 3 are made of paper

### Find things in this room that:

- 1 are square
- 2 are made of plastic
- 3 are bigger than a balloon

### Find things in this room that:

- 1 are smaller than a computer mouse
- 2 are made of wood
- 3 are heavy to carry

### Find things in this room that:

- 1 are made of metal
- 2 are lower than your desk
- 3 are round

# 42

# 42



## Stand up or sit down

**Project the picture onto a screen that everyone can see or make enough copies of the picture for everyone to be able to see it.**

Say: I'm going to say sentences about this picture. If my sentence is right, stand up. If it is wrong, sit down.

Read out these sentences.

- 1 Someone has left more than one apple on the desk. (stand up)
- 2 The larger striped ball is on the right of the picture. (sit down)
- 3 The cats which are in this room are all awake. (sit down)
- 4 Only two of the books in this room are open. (stand up)
- 5 The two pairs of shoes are the same colour. (sit down)
- 6 You can see a star on two different things. (stand up)
- 7 Someone will have to tidy this bedroom soon! (stand up)

Ask learners to repeat the seven sentences. Different learners come to the board and write one of the sentences you said.



# 42

## Holiday news

### Complete the sentences.

Write on the board:

*Someone has ...*

*The larger ...*

*Only two ...*

*You can see that ...*

- Give each learner a piece of paper. Learners choose one of these sentence starters and copy its first word onto their piece of paper.
- Learners pass their piece of paper to another learner who writes the second word of the sentence.
- Learners continue passing the pieces of paper and adding a word until all the sentences are complete. The sentences can be true or false about the picture.
- Ask different learners to read out the sentence that they completed. The class listens and stands up if the sentence is correct.

### Define it

*Say: I'm going to tell you about something you can see in the picture. What is it and where is it?*

Give three short clues, for example: *It's round. It's got stars on it. It's yellow.*

Learners put up their hand to answer:

*The yellow ball! It's between the red shoe and the blue car.*

Learners work in A and B pairs. Learner A gives three clues about something in the picture. Learner B says what it is and where it is. Learner B then gives clues and Learner A answers.

# 56 Fun and games

## Game: Alphabet quiz

o Learners play in teams of 6–8. For each letter of the alphabet, they have to write down a word, using the information that you read out (see below). They have 30 seconds for each answer. The team with most points wins.

o Check answers at the end. Give a point for each correctly spelt answer.

Which fruit starts with A? (*apple*)

Can you tell me two animals that begin with B? (*bat, bird, bear, butterfly*)

Where can you go in town that begins with C? (*cinema, circus, café, chemist, college*)

Which pet begins with the letter D? (*dog, duck, dolphin*)

What can you eat that begins with E? (*egg*)

What can you wear that begins with G? (*gloves, glasses*)

Which subject do you study at school that begins with H? (*History*)

What's cold and begins with I? (*ice, ice cream*)

What do you drink that starts with J? (*juice*)

Can you think of a toy that starts with the letter K? (*kite*)

Tell me two verbs that begin with L. (*look, laugh, love*)

Which two months begin with M? (*March, May*)

Whose job begins with N? (*nurse*)

This animal lives in the sea. It begins with O. (*octopus*)

Tell me another animal you find in the zoo. Its first letter must be P. (*panda, parrot*)

Do you know a really important person whose name begins with Q? (*queen*)

Write a verb that begins with R. (*remember, rain*)

Which animal begins with S and gives us wool? (*sheep*)

What's in your house and starts with T? (*telephone, TV, table, towel*)

Where can older students study? This word starts with U. (*university*)

Which sport can people play on the beach? It starts with V. (*volleyball*)

What is very important for us and for our planet? Its first letter is W (*water*)

The first sound in this word is X, but it begins with the letter E. I jump up and down and laugh when I am this! (*excited*)

Which colour is this? It starts with Y. (*yellow*)

Have you ever been to this place? You can see animals like tigers there and it starts with Z! (*zoo*)